

Population and Demographics

Average Daily Population (ADP), by Facility					
Facility	ADP	Operational Capacity	% Operational Capacity	Design Capacity	% Design Capacity
CCC-L	604	575	105.04%	460	131.30%
CCC-O	175	113	154.86%	90	194.44%
DEC	486	200	243.00%	160	303.75%
LCC	522	385	135.58%	308	169.48%
NCCW	285	344	82.84%	275	103.63%
NCYF	64	95	67.36%	76	84.21%
NSP	1,307	1,023	127.76%	818	159.77%
OCC	775	495	156.56%	396	195.70%
TSCI	1,042	1,200	86.83%	960	108.54%
WEC	195	125	156.00%	100	195.00%
Total	5,455	4,554	119.80%	3,643	149.8%

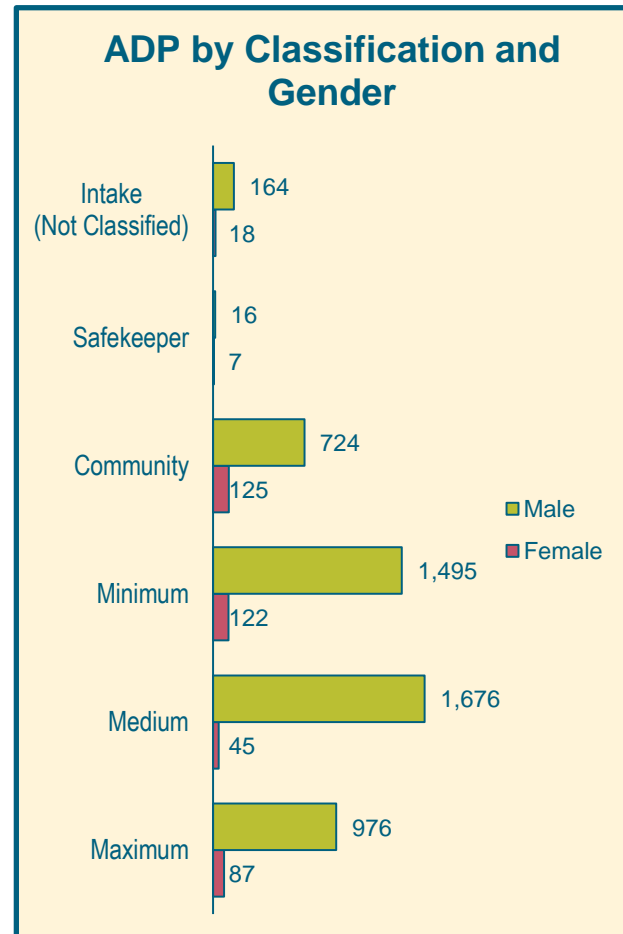
*ADP totals are rounded to the nearest integer

County Jail ADP	
County	ADP
Buffalo	0
Dawson	1
Lincoln	18
Phelps	4
Platte	3
Scotts Bluff	0
Total	26

ADP by Gender	
Gender	# Inmates
Female	406
Male	5,051
Total	5,456

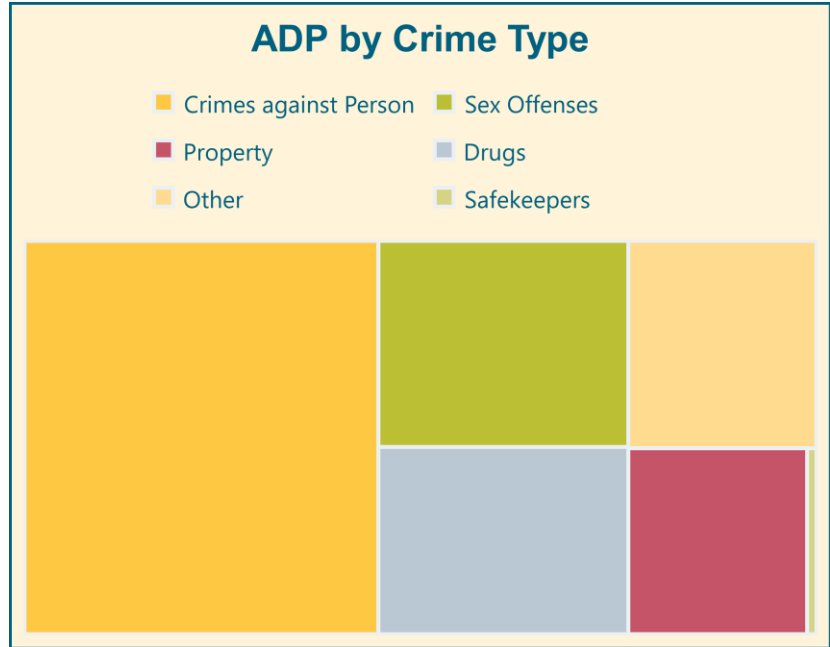
Average Age
38.04 Years

ADP by Race/Ethnicity	
Race/Ethnicity	Percentage of the Population
White	50.98%
Black	28.01%
Hispanic/Latino	14.48%
American/Alaskan Native	5.05%
Asian	0.82%
Hawaiian/Pacific Islander	0.03%
Other	1.04%
Data unavailable	0.07%

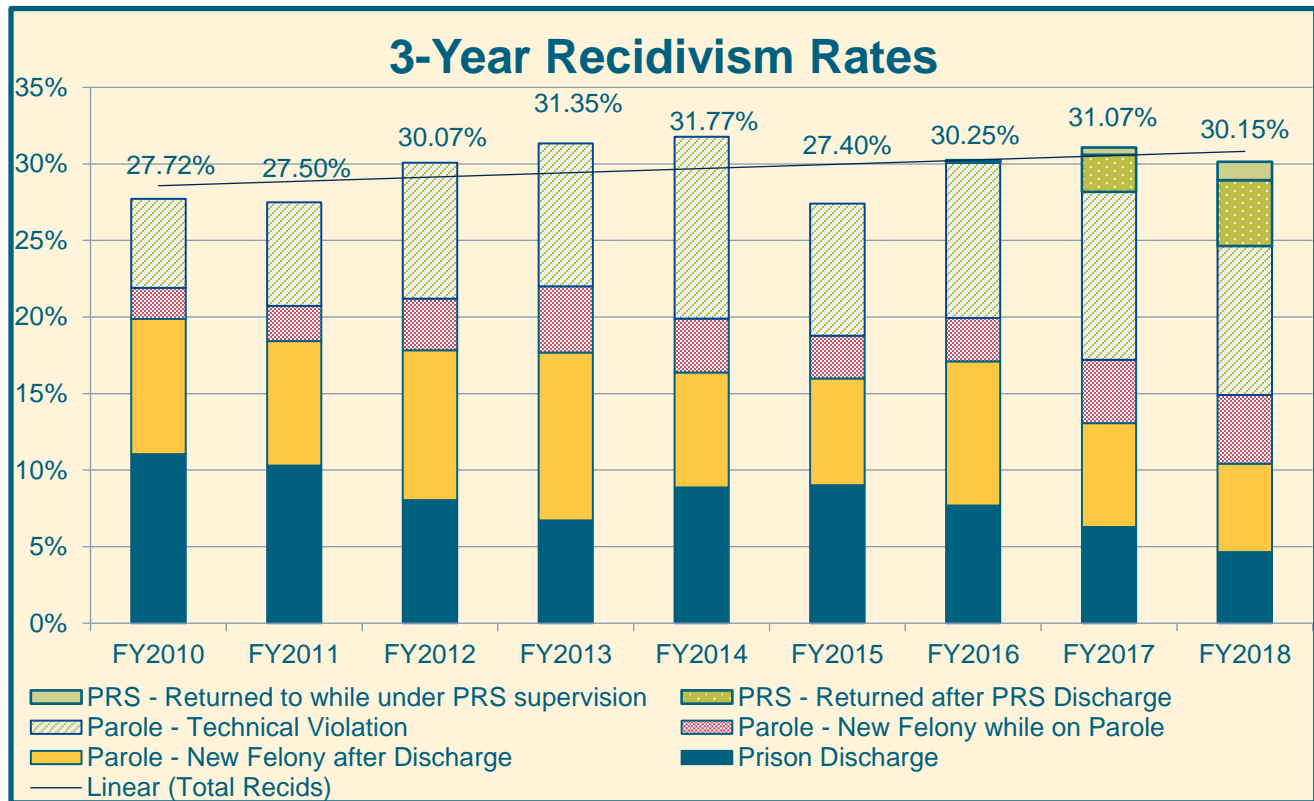


Population and Demographics (cont.)

ADP by Most Serious Offense		
Category	ADP	%
Homicide	573	10.45%
Sex Offenses	1060	19.33%
Assault	1258	22.95%
Robbery	319	5.82%
Weapons	614	11.20%
Restraint	22	0.40%
Arson	20	0.36%
Drugs	783	14.28%
Burglary	193	3.52%
Theft	228	4.15%
Motor Vehicle	213	3.88%
Fraud	40	0.72%
Morals	21	0.38%
Other	108	1.97%
Safekeepers	30	0.54%
Total	5,482	100%

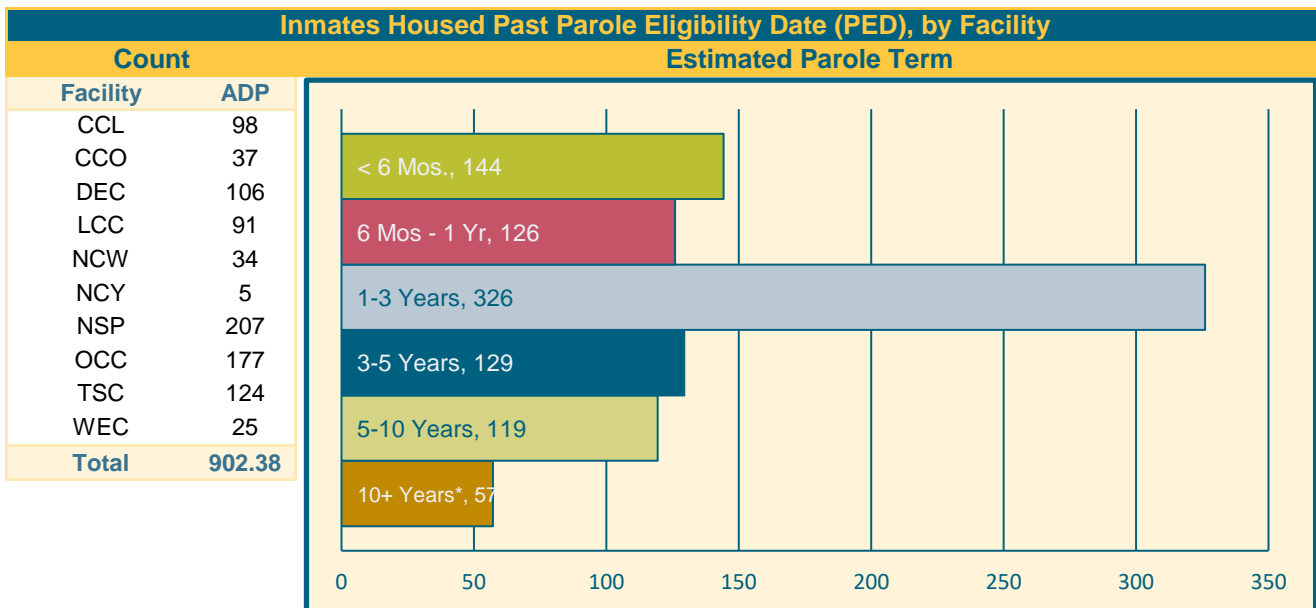
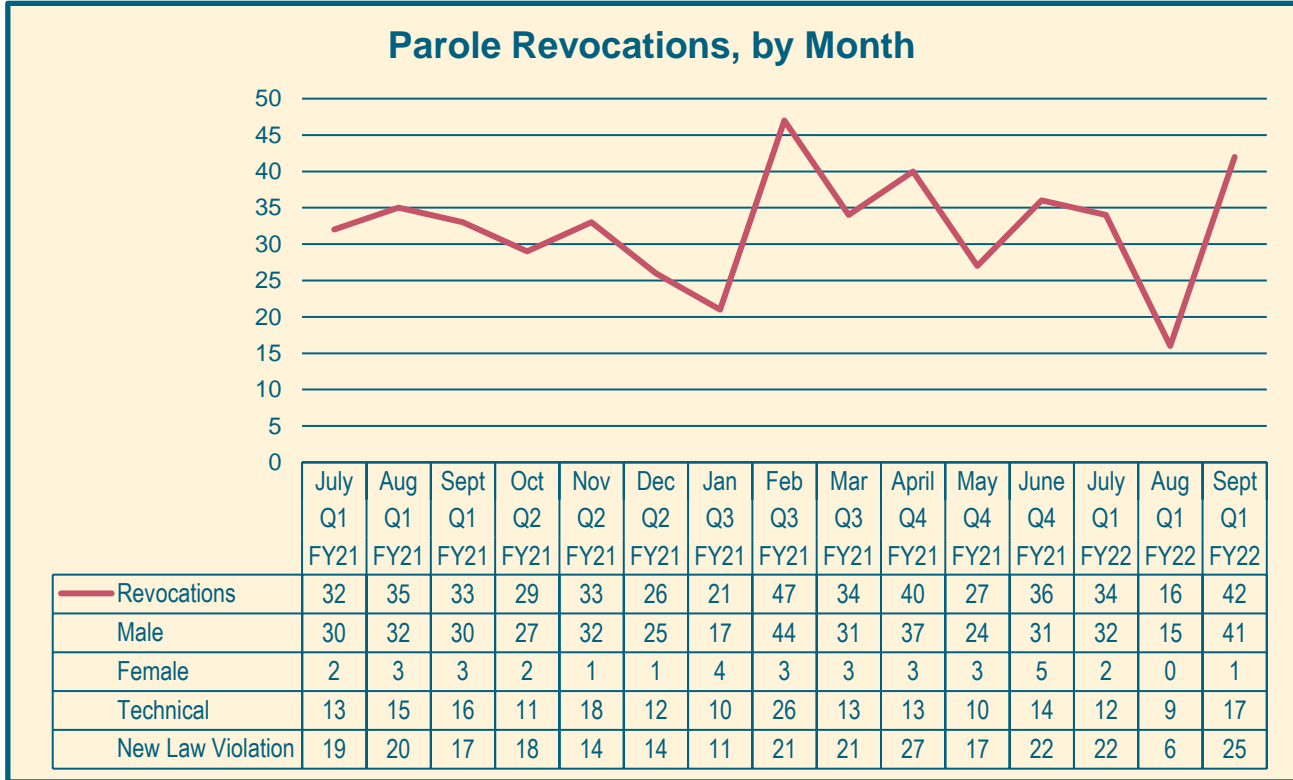


*MSO totals are rounded to the nearest integer



"Recidivism" is defined as a return to NDCS custody as the result of a parole revocation or an admission on a new sentence within three years of a person's release from prison.

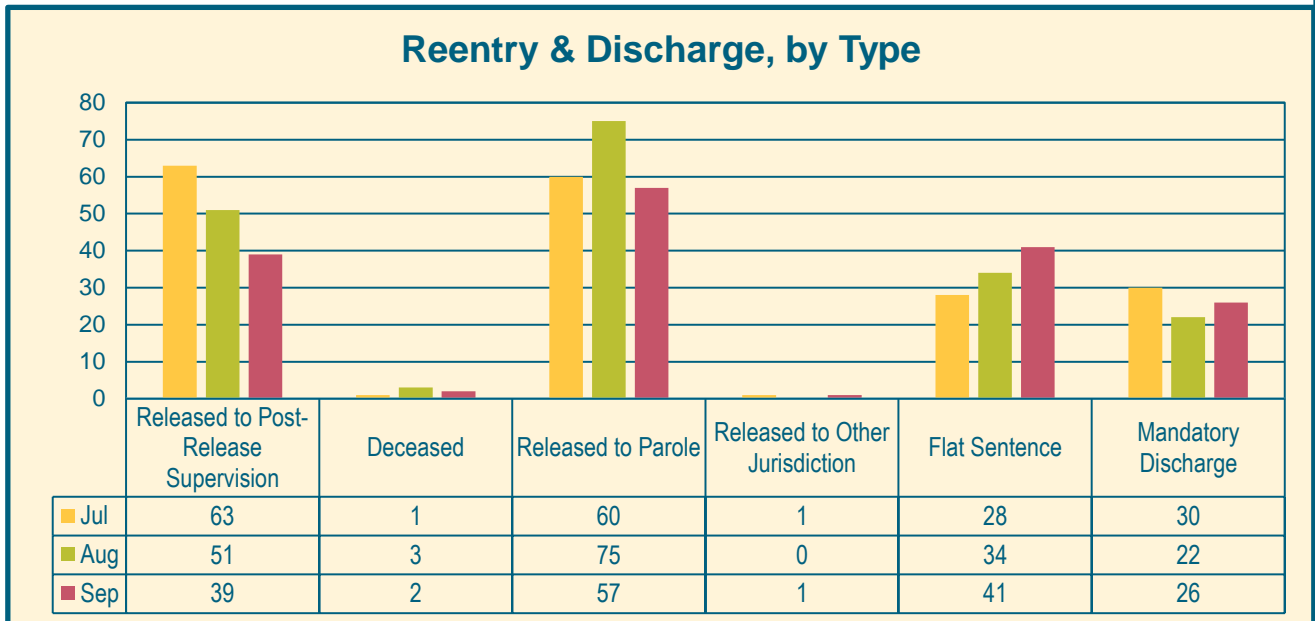
Reentry and Discharge



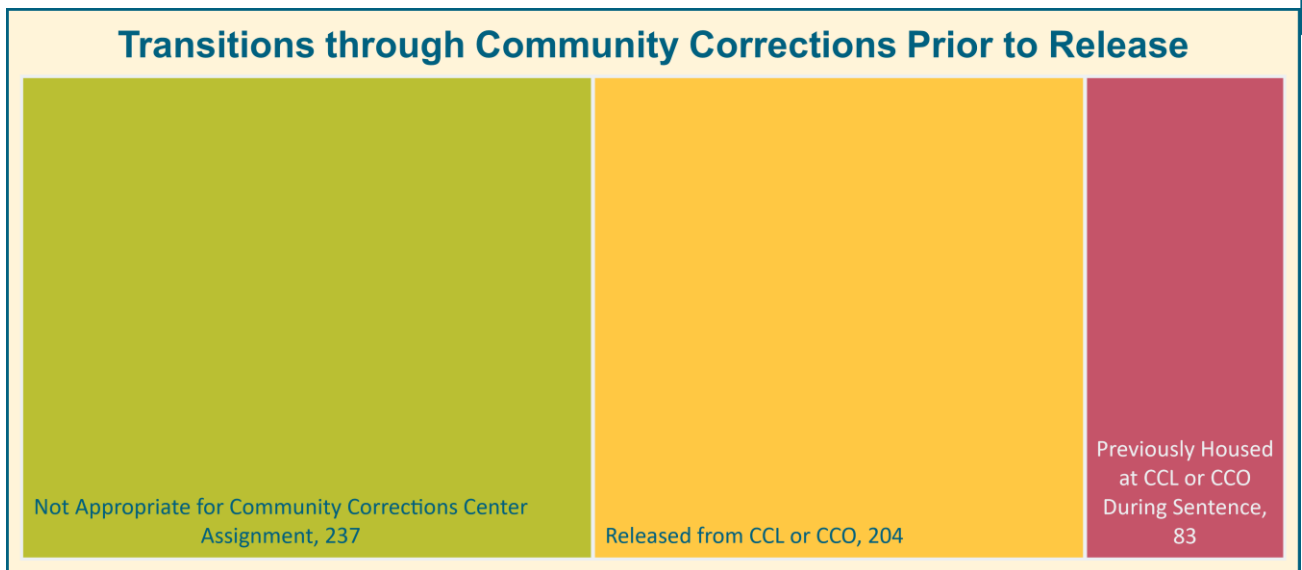
*includes life sentences

"Parole Eligibility Date" (PED) is the date at which it is possible to release a person into the community under parole supervision. "Estimated Parole Term" refers to the length of time people who are housed past their PED could be expected to spend in the community under supervision if released immediately.

Reentry and Discharge (cont.)

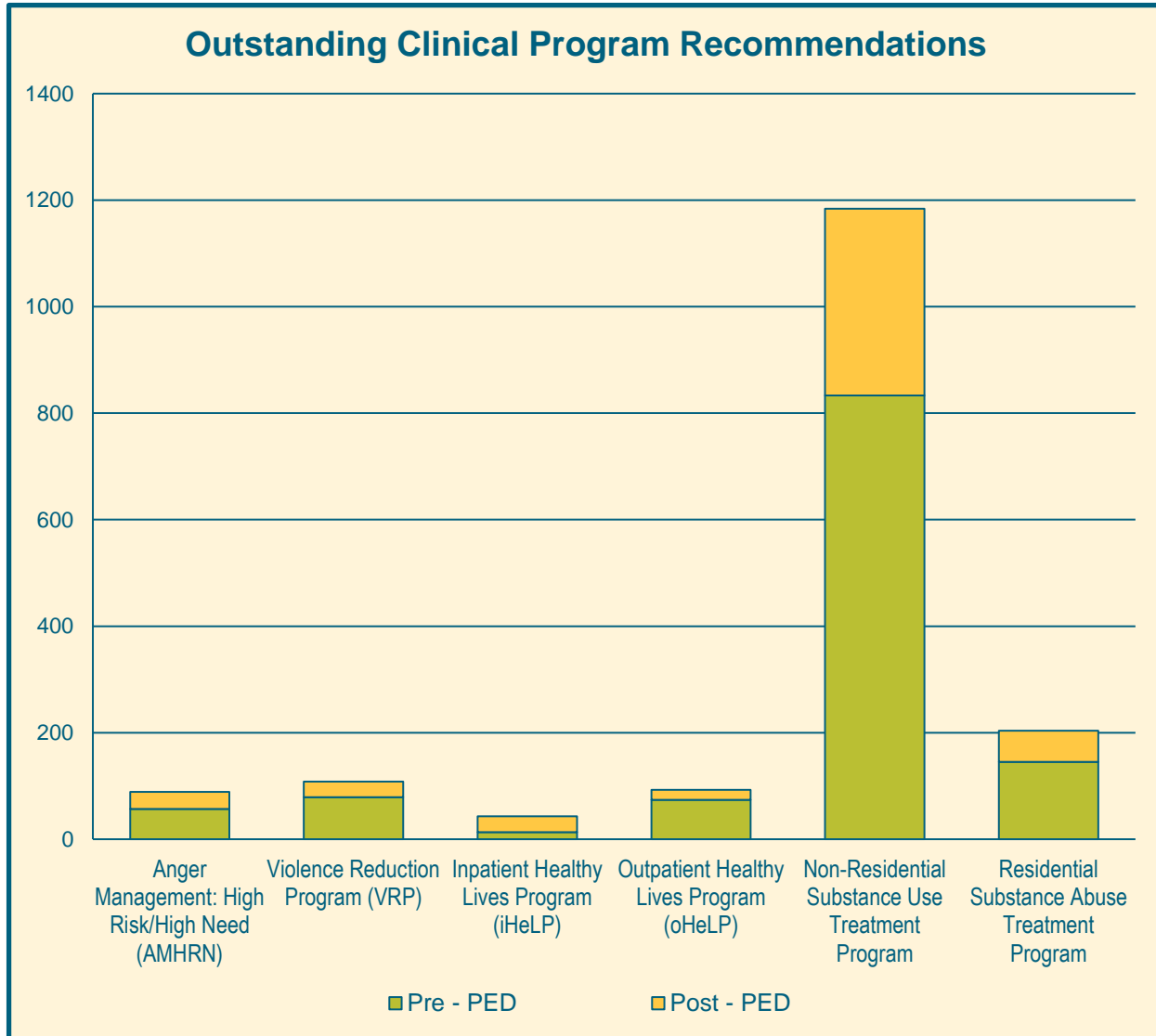


"Post-Release Supervision" occurs after a person discharges from NDCS custody and is a term of community supervision under the Office of Probation Administration. "Flat Sentence" refers to people with the same minimum and maximum sentence lengths, which does not allow for a period of parole during their term of incarceration. "Released to Parole" are individuals released to the supervision of the Division of Parole Supervision (includes individuals paroled to a detainer). "Mandatory Discharge" indicates people who completed their sentence in an NDCS facility and discharged directly into the community.



The graphic above considers all individuals who paroled or discharged during the quarter and identifies whether they were able to transition through Community Corrections Center - Omaha or Community Corrections Center - Lincoln prior to their release.

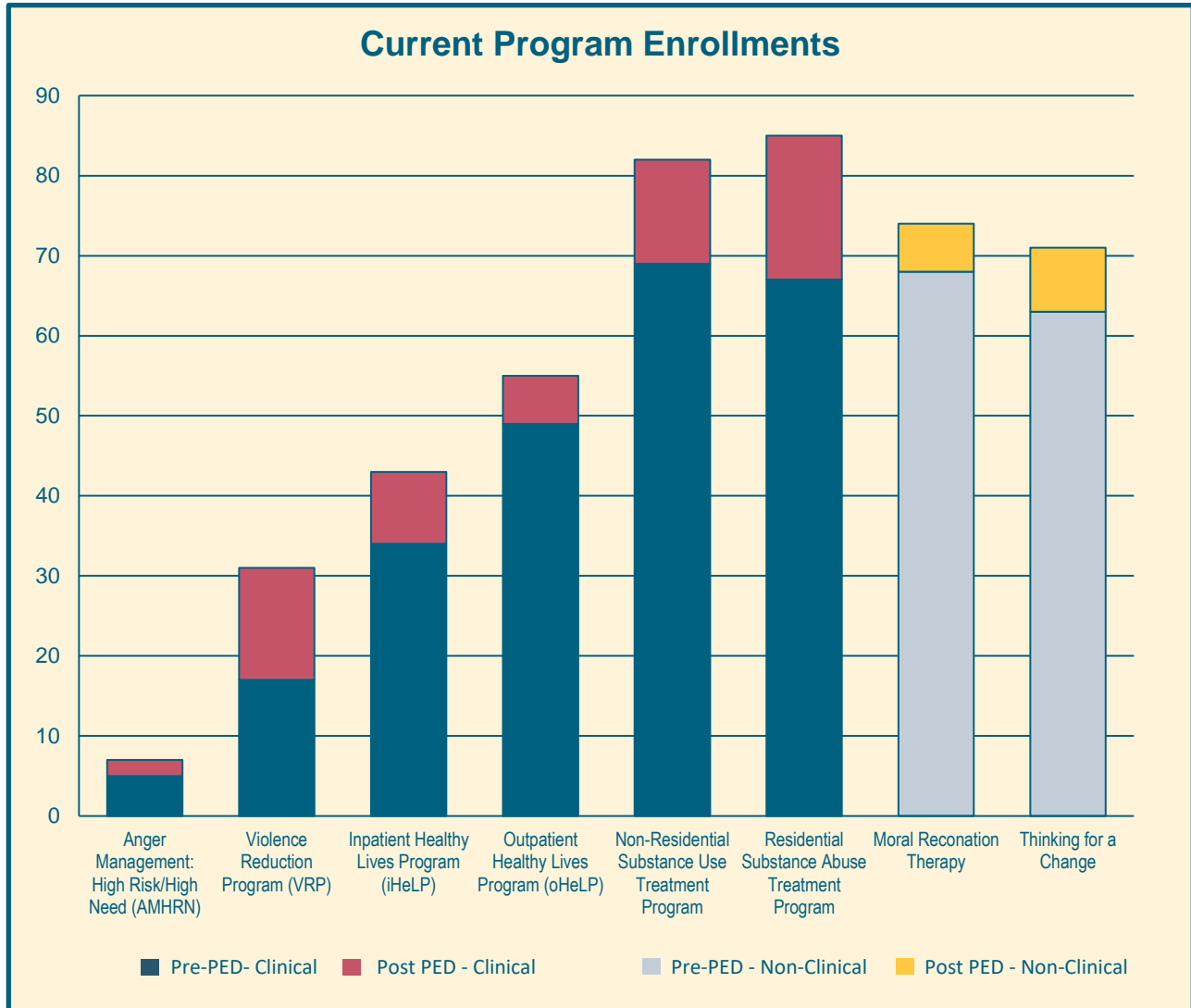
Programming Information - Outstanding Recommendations



People Past PED with Outstanding Clinical Program Recommendations						
Time to Tentative Release Date						
Program	≤ 6 Months	6 Months to 1 Year	1 to 3 Years	3 to 5 Years	5 to 10 Years	10 or More Years*
AMHRN	5	3	11	7	6	0
VRP	7	2	9	5	5	1
iHeLP	7	2	8	2	4	7
oHeLP	1	3	9	4	1	1
Non-Res.	61	46	122	55	45	22
Res.	11	5	13	9	13	8

*includes individuals serving life sentences

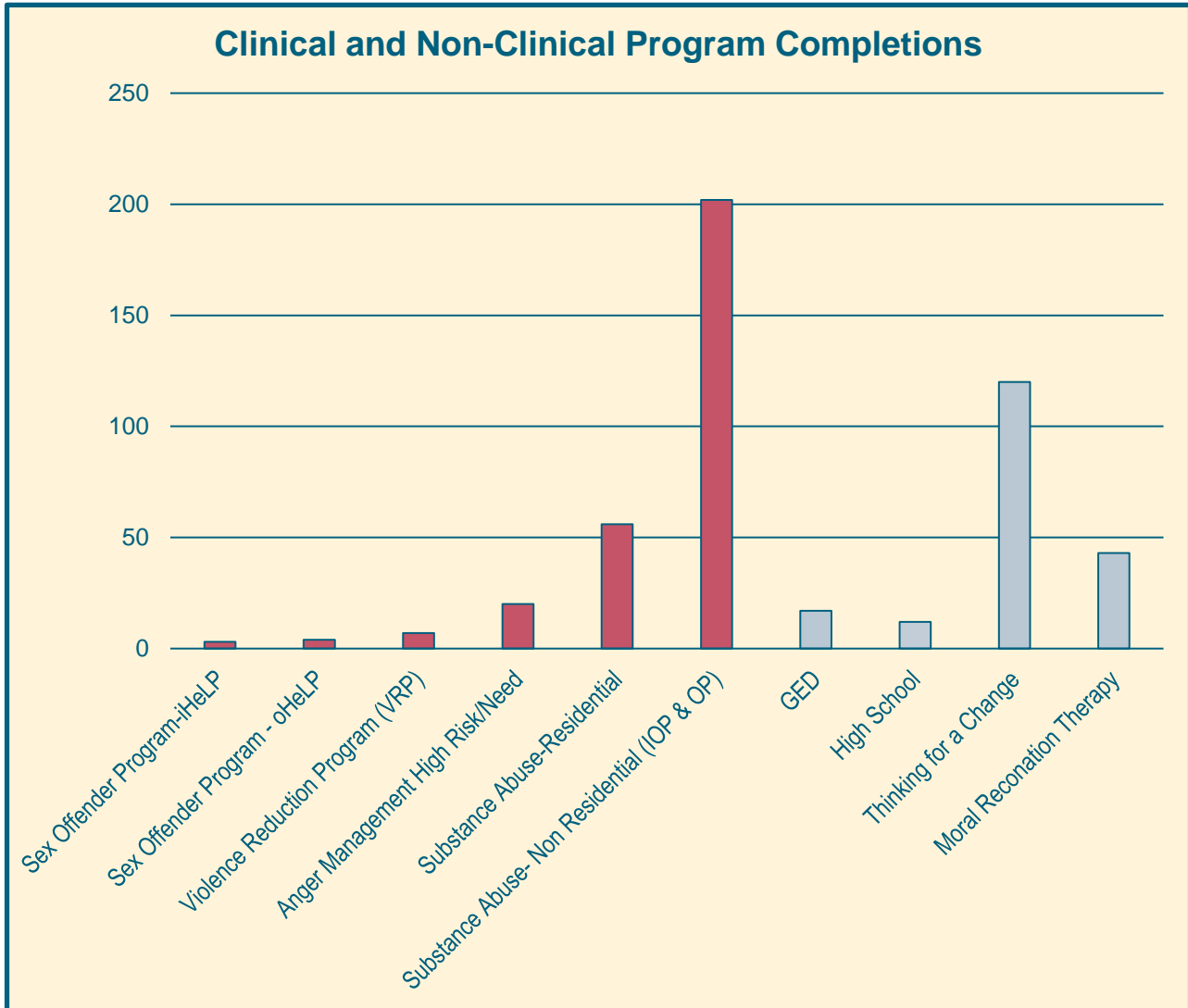
Programming Information - Current Enrollments



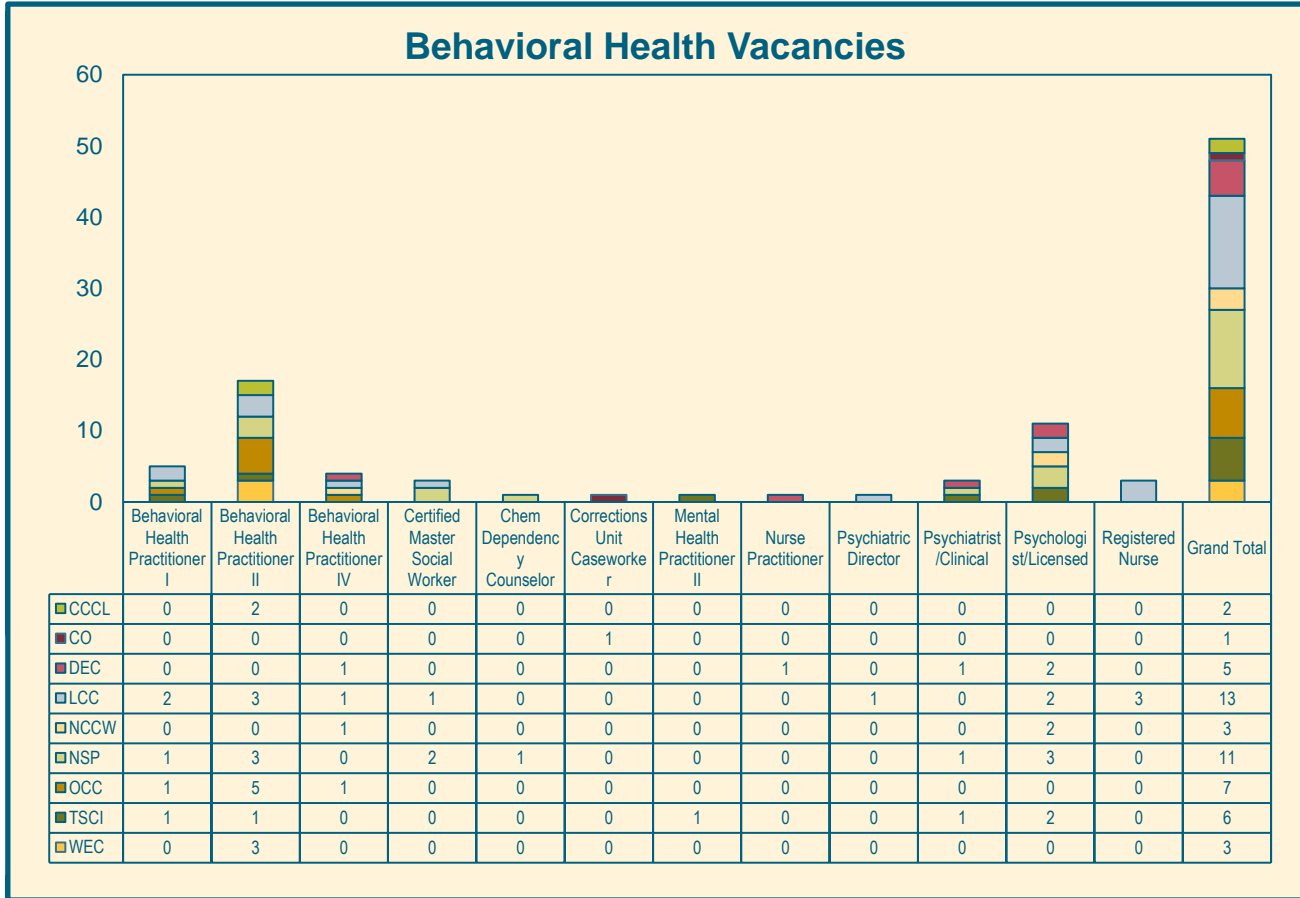
People Past PED Currently Enrolled in Clinical Programming						
Time to Tentative Release Date						
Program	≤ 6 Months	6 Months to 1 Year			5 to 10 Years	10 or More Years*
		1 to 3 Years	3 to 5 Years	5 to 10 Years		
AMHRN	0	1	1	0	0	0
VRP	1	2	3	5	1	2
iHeLP	0	1	3	2	2	1
oHeLP	2	1	0	3	0	0
Non-Res.	1	3	6	2	1	0
Res.	1	4	8	3	2	0

*includes individuals serving life sentences

Programming Information - Program Completions



Staffing



Calendar Year-to-Date Turnover (through Sept 30, 2021)

	T/O YTD	Auth FTE	T/O Rate
Total Turnover Rate for Protective Services:	330.00	1,395.50	23.65%
Total Turnover Rate for Nurses:	10.00	72.50	13.79%
Total Turnover Rate for Education:	3.00	24.50	12.24%
Total Turnover Rate for Other:	150.00	1,038.00	14.45%
Total Projected Annual Turnover Rate for Protective Services:			31.43%
Total Projected Annual Turnover Rate for RN's & LPN's:			18.39%
Total Projected Annual Turnover Rate for Education:			16.33%
Total Projected Annual Turnover Rate Other:			19.27%
Total Agency Turnover Rate:	493.00	2,530.50	19.48%
Total Projected Agency Turnover Rate:			25.92%