

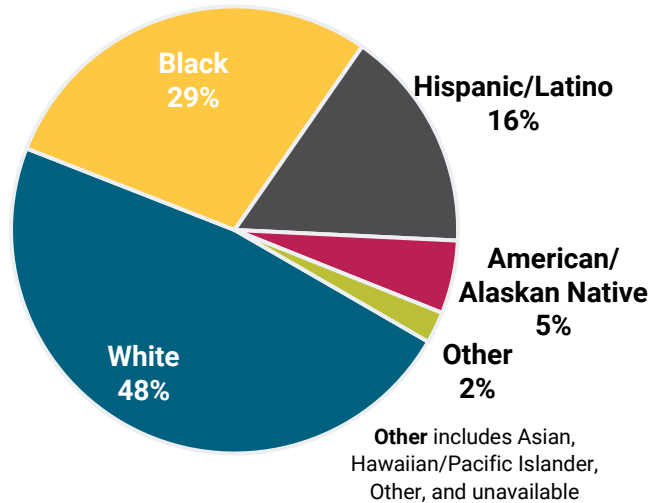
NDCS Population and Demographics

Average Daily Population (ADP) by Facility					
Facility	ADP	Operational Capacity	% of Operational Capacity	Design Capacity	% of Design Capacity
CCC-L	583	575	101.38%	460	126.73%
CCC-O	176	113	155.49%	90	195.23%
NCCW	320	344	92.99%	275	116.32%
NCYF	65	95	68.04%	76	85.05%
NSP	1295	1023	126.61%	818	158.34%
OCC	769	495	155.29%	396	194.11%
RTC	1375	1105	124.41%	884	155.52%
TSCI	1044	1200	87.03%	960	108.79%
WEC	181	125	144.54%	100	180.67%
Total	5807	5075	114.42%	4059	143.06%

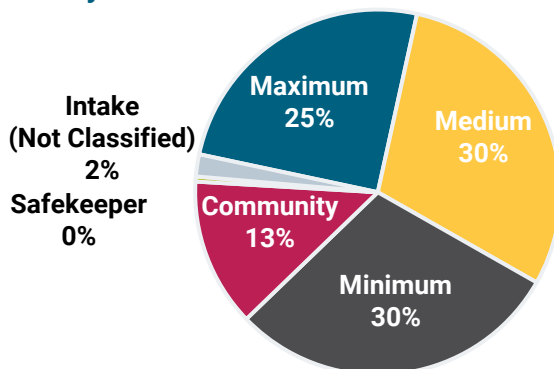
Demographic records include *all individuals who passed through NDCS custody* during the quarter.

This includes those who were not physically present at a facility during the quarter, i.e., those awaiting court dates in a non-NDCS facility or in an outside hospital. Institutional information includes only those who were physically present at a facility during the quarter. Discrepancies in **Average Daily Population (ADP)** totals are due to the rounding of individual statistics.

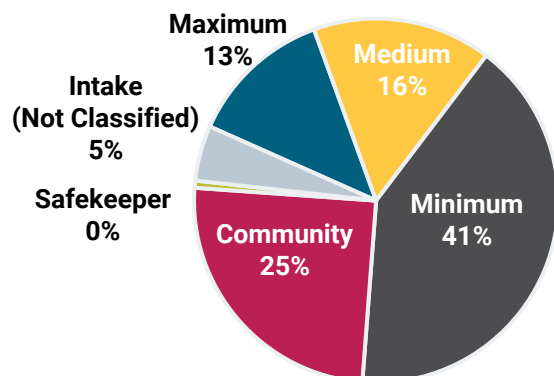
ADP by Race/Ethnicity




ADP by Classification - Male



ADP by Classification - Female



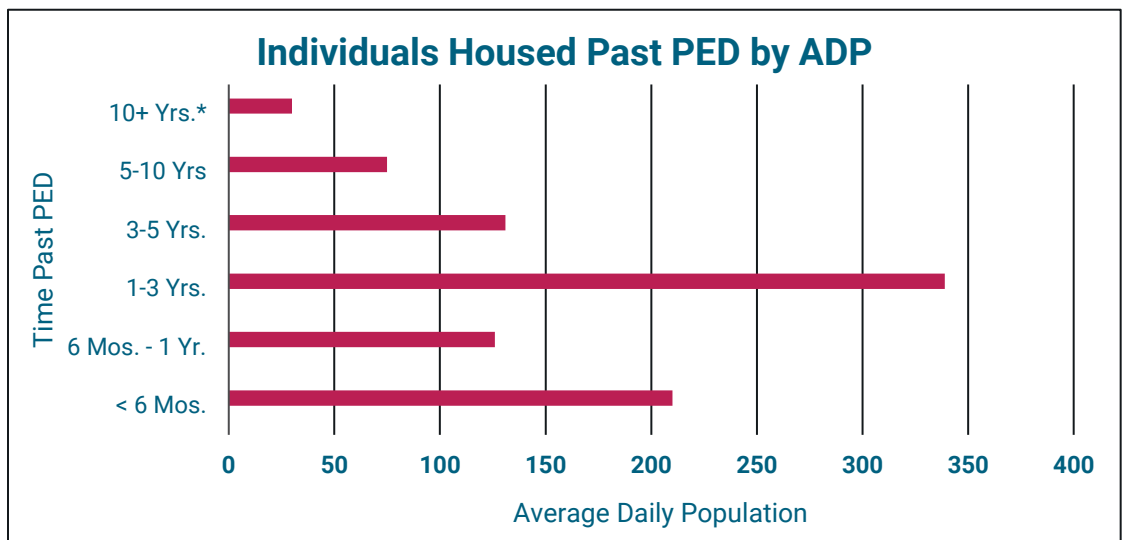
NDCS Population and Demographics (Continued)



44% of all NDCS incarcerated individuals are in **minimum security or community** facilities.
 The average age is **39** years.

60% of all NDCS incarcerated individuals have an MSO of **Assault, Homicide, Robbery, or Sex Offenses.**

Of the 911 (ADP) individuals past their Parole Eligibility Date (PED), **42%** have **previously paroled.** Returned parolees **averaged 1.3 attempts** at parole.



*Includes life sentences

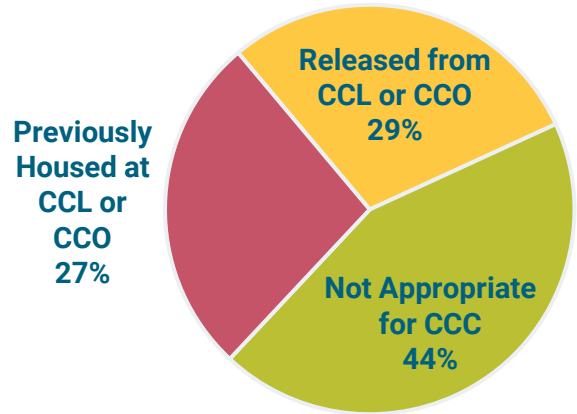
Releases

NDCS community corrections facilities include Community Corrections Center – Omaha (CCC-O) and Community Corrections Center – Lincoln (CCC-L).

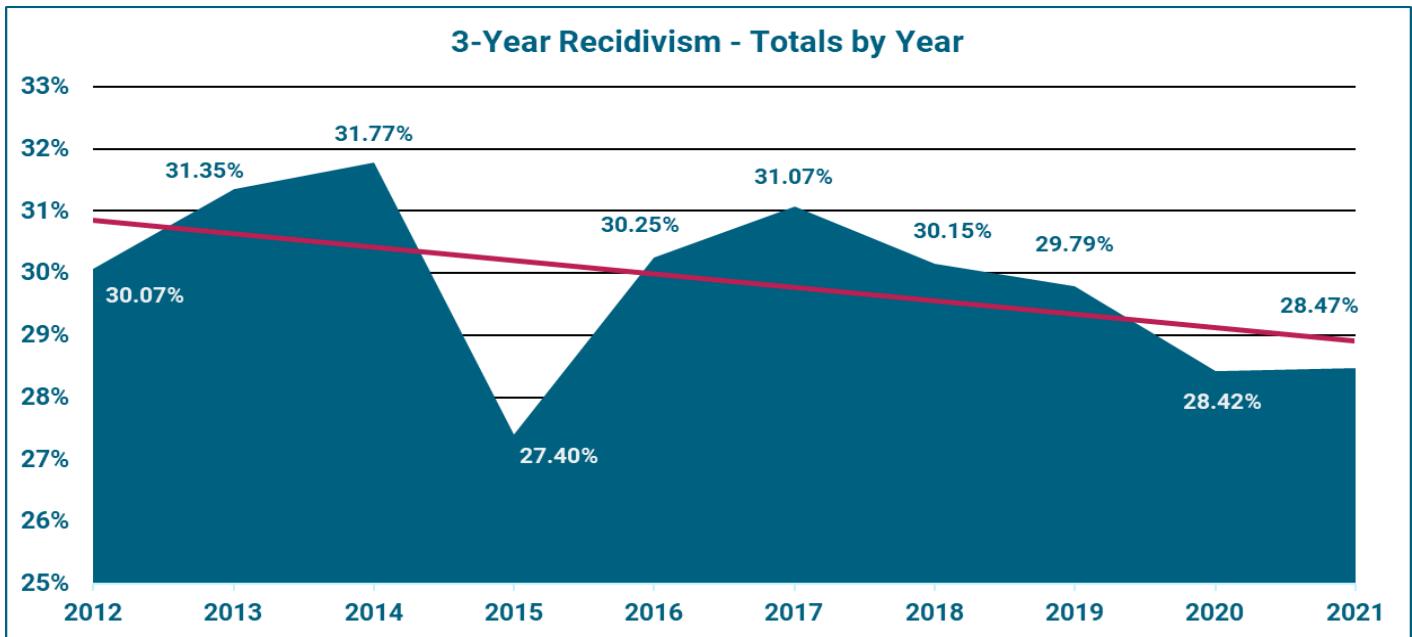
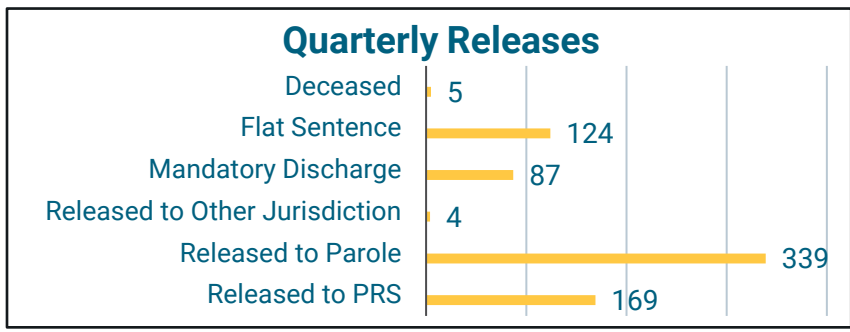
Releasing from a community corrections center enhances successful reentry.

In Q2 of FY25, 405 individuals released spent time at community corrections.

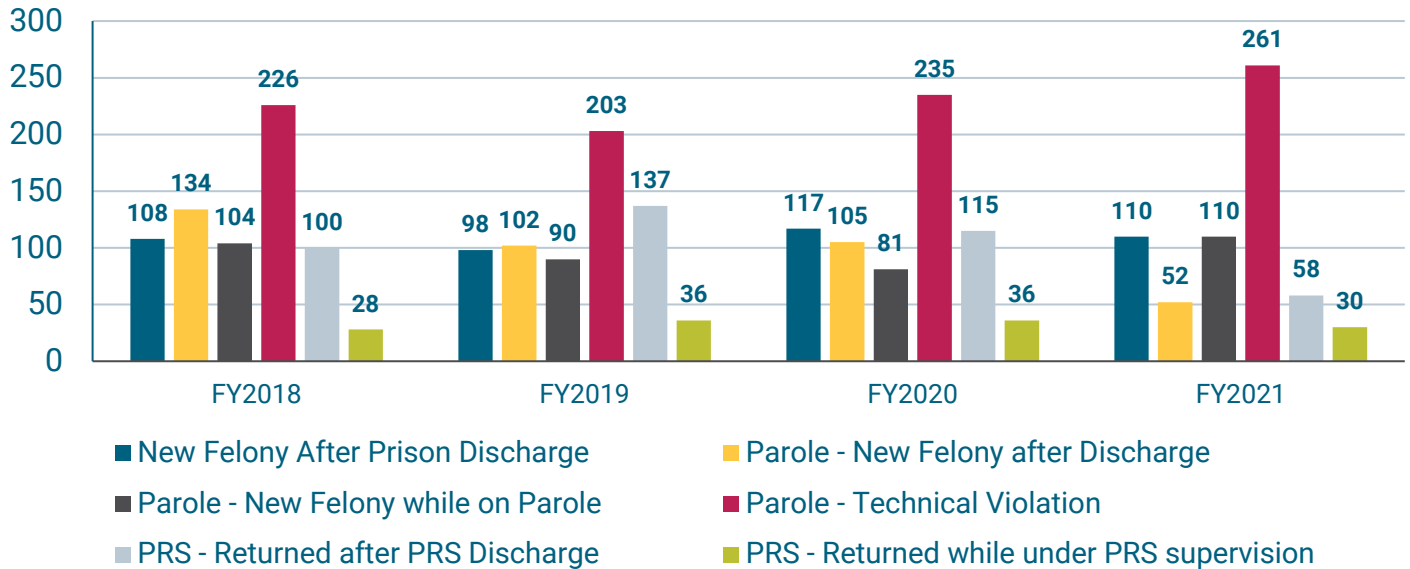
Transitions Through Community Corrections Prior to Release by Type



Recidivism is calculated based on returns to NDCS custody within three years of an individual's release. For example, a person is considered to have recidivated if they were released in FY2021 and returned any time between then and the end of FY2024.

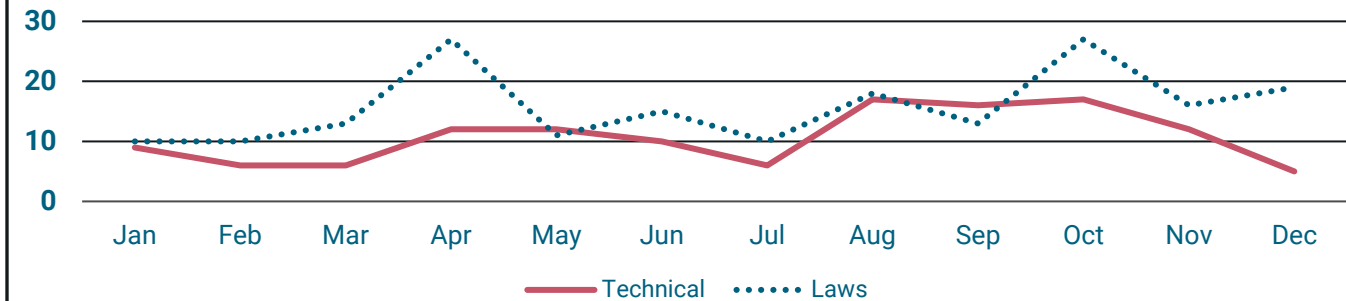


3-Year Recidivism Rates By Type



Returns to NDCS Custody - Parole Revocations

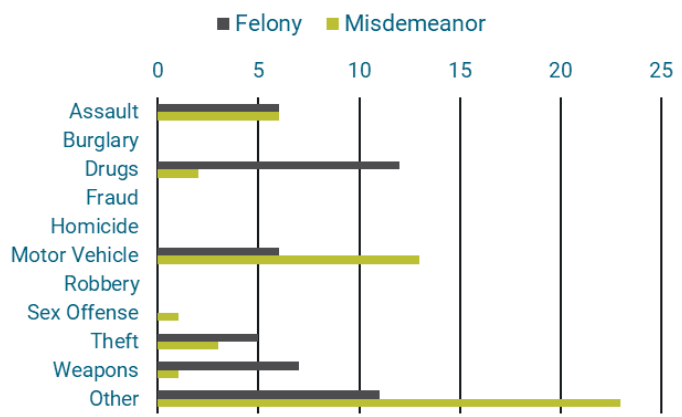
Parole Revocations by Month and Type



Reasons for Revocation by Quarter



Laws Violations: Charge Type and Category*



Note: The total number of violations for the quarter may be greater than the total number of individuals returned on revocation during the quarter, because some individuals return on multiple violation types.

Clinical Treatment Programs

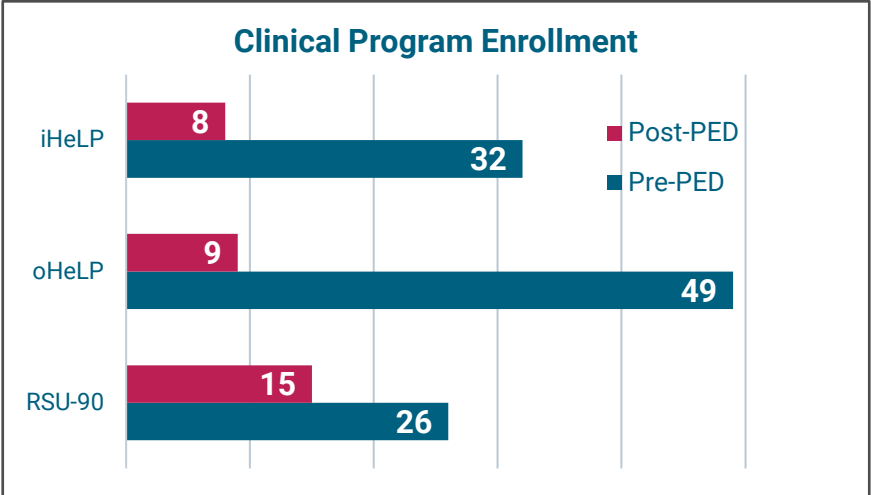
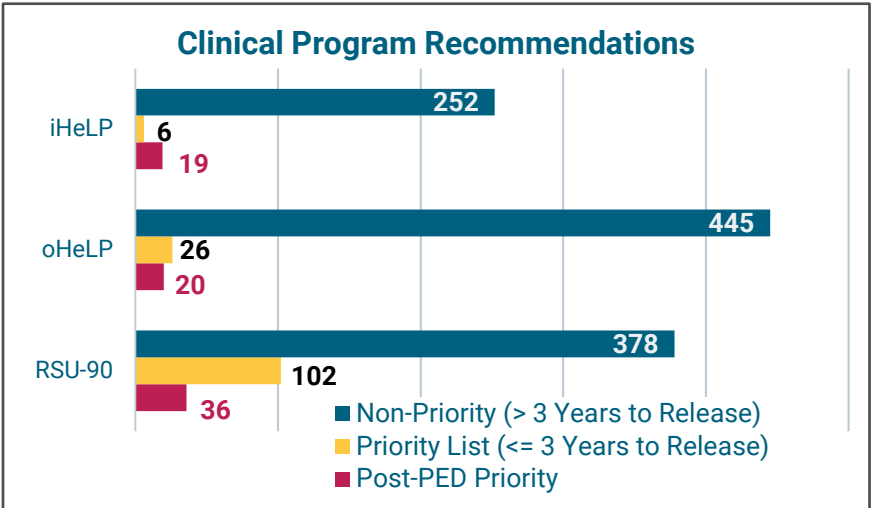
139 individuals are currently enrolled in these 3 clinical treatment programs

iHeLP is a residential sexual offense-specific program lasting approximately 12-18 months

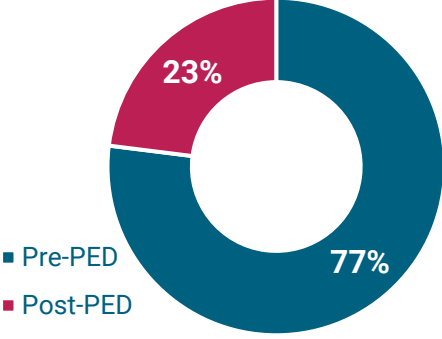
oHeLP is an outpatient sexual offense-specific program lasting approximately 6 months

RSU-90 is a residential substance use treatment program lasting approximately 90 days

31% individuals past their PED currently **refuse** treatment



Currently Enrolled in Clinical Treatment Programs



Note: Date for clinical, non-clinical, and education programming is accurate as of January 14, 2025. The number of recommendations may not equal the number of individuals recommended because some individuals had more than one recommendation.

Clinical Treatment Programs (continued)

Why is someone enrolled past their PED?

Prior Refusal

An individual's participation has been delayed due to personal choice.

Prior Attempt

An individual previously attempted a program, but was unsuccessful.

Prior Completion

An individual may be re-assigned a program after successful completion due to persisting needs.

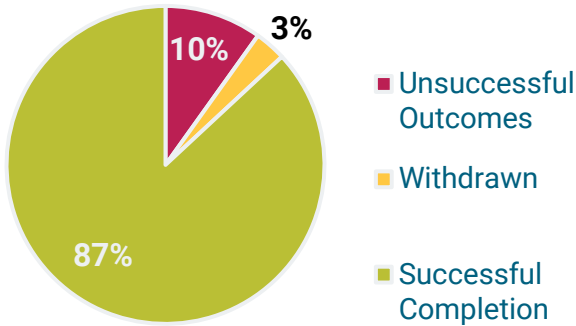
Updated Needs

An individual was assigned treatment later in their sentence due to institutional misconduct, parole revocations, etc.

Sentence Structure

An individual is not housed with NDCS long enough to complete programming.

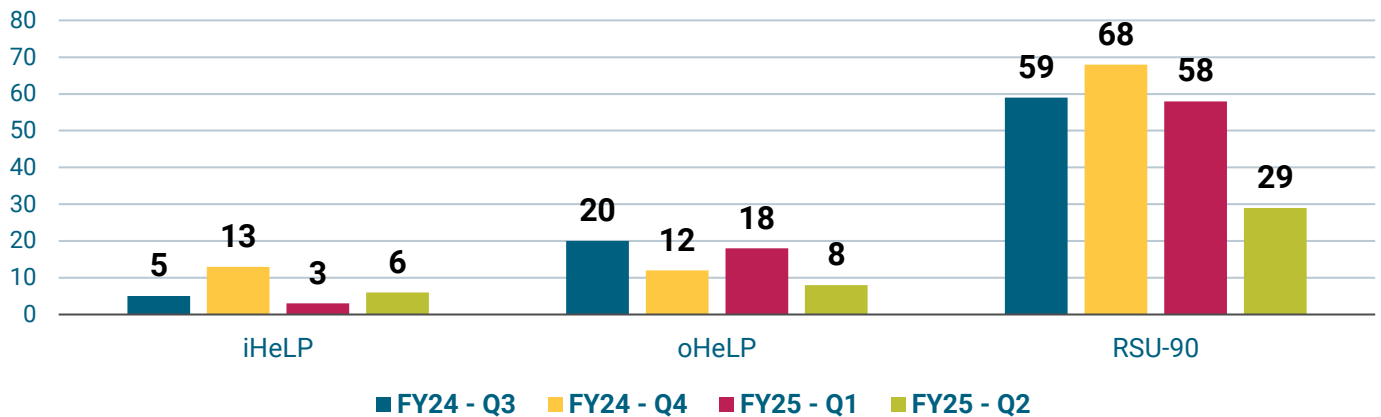
Clinical Program Outcomes Past 12 Months



In the last 12 months, **87%** of clinical program outcomes were successful completions

In the last 12 months, **73%** of successful clinical program completions were Pre-PED

Successful Clinical Program Completions (Last 12 Months)



Note: Date for clinical, non-clinical, and education programming is accurate as of January 14, 2025.

5 Keys Programs

5-Key Model for Reentry and Well-Being Development



*In the last 12 months, **1,371** individuals have successfully completed Role Induction & Focus Mapping*

Successful 5 Keys Program Completions (Last 12 months)

Effective Coping Strategies	324
Power From Within	324

Healthy Thinking Patterns	3486
Ideas for Better Communication	1173
Understanding and Reducing Angry Feelings	1224
Unlocking Your Thinking	1089

Positive Relationships	1258
Building Social Networks	972
Rewarding Relationships	286

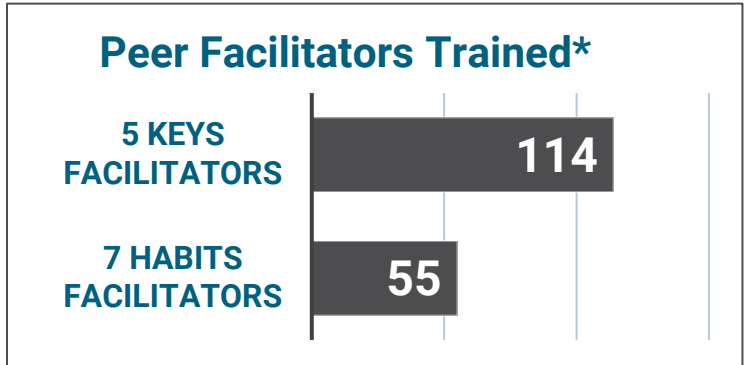
Positive Social Engagement	108
Healthy Lifestyles	78
Reentry Reality	30

Meaningful Work Trajectories	301
Now, Next, Later Programs*	301

**Includes getting started/soft skills, job market essentials, interviewing/references, job retention, and managing money*

*In the last 12 months, **1,934** individuals successfully completed at least one 5 Keys program*

***402** individuals successfully completed 7 Habits on the Inside in the last 12 months*



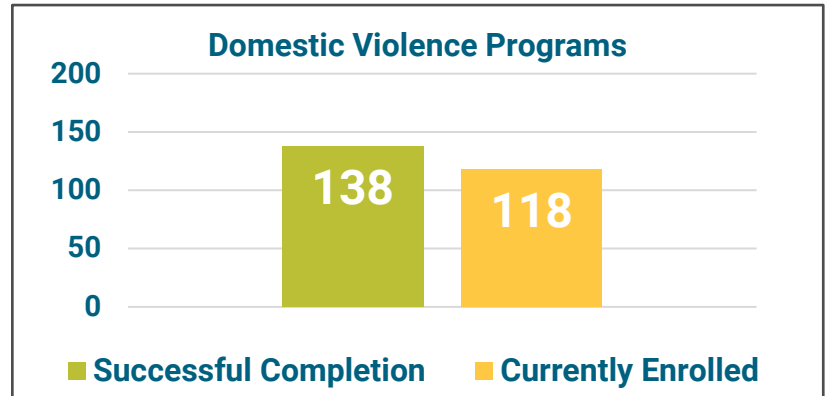
**Reflects the total number of incarcerated individuals trained as peer facilitators for the identified program*

Note: Date for clinical, non-clinical, and education programming is accurate as of January 14, 2025.

Domestic Violence Programs

ACTV-NE

Choice, Change,
Consequence



*Successful completions within the last 12 months

94% of individuals who participate in domestic violence programming successfully completed their program

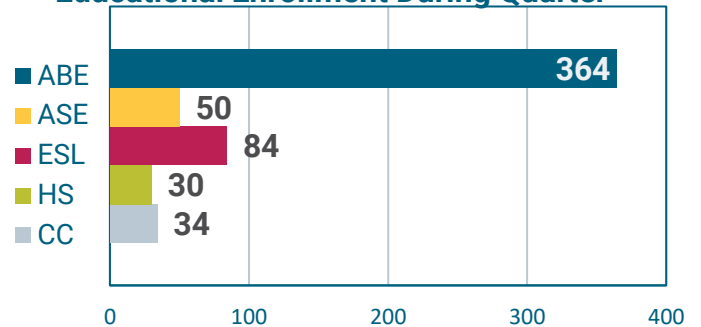
Education Programs

NDCS offers educational opportunities and is an accredited high school. Classes not available at NDCS can be accessed through the community, correspondence courses, and educational release.

NDCS Education

- Adult Basic Education (ABE)
- Adult Secondary Education (ASE)
- English as a Second Language (ESL)
- High School (HS)
- Correspondence Courses (CC)
- General Equivalency Diploma (GED)

Educational Enrollment During Quarter



Educational Completions - Past 12 Months



Note: Date for clinical, non-clinical, and education programming is accurate as of January 14, 2025.

Staffing

Calendar Year-to-Date Turnover (Through December 31, 2024)

	Turnover YTD:	Authorized FTE:	Turnover Rate:
Total Turnover Rate for Protective Services:	269	1486.5	18.10%
Total Turnover Rate for Nurses:	10	80.5	12.42%
Total Turnover Rate for Education:	1	24	4.17%
Total Turnover Rate for Other:	150	1072.5	13.99%
Total Projected Annual Turnover Rate for Protective Services:	~	~	18.10%
Total Projected Annual Turnover Rate for RN's and LPN's:	~	~	12.42%
Total Projected Annual Turnover Rate for Education:	~	~	4.17%
Total Projected Annual Turnover Rate Other:	~	~	13.99%
Total Agency Turnover Rate:	430	2663.5	16.14%
Total Projected Agency Turnover Rate:	~	~	16.14%

Behavioral Health Staffing Vacancies

Facility	Behavioral Health Practitioner	Behavioral Health Practitioner Supervisor	Clinical Program Manager	Psychologist/ Psychology Supervisor	Psychology Director	Psychiatrist/ Psychiatry Director	Nurse Practitioner	Licensed Practical Nurse	Registered Nurse/Nurse Supervisor	Nursing Director
CCL	3	0	0	0	0	0	0	0	1	0
CCO	0	0	0	0	0	0	0	0	0	0
CO	0	0	0	0	0	0	0	0	0	0
NCW	4	0	0	2	0	0	0	3	0	0
NCYF	1	0	0	1	0	0	0	0	0	0
NSP	3	0	0	3	0	1	0	1	5	0
OCC	6	1	0	1	0	0	0	4	0	0
RTC	17	1	1	2	0	1	0	3	12	0
TSCI	9	0	1	3	0	0	0	4	6	0
WEC	3	1	0	0	0	0	0	0	0	0
Grand Total	46	3	2	12	0	2	0	15	24	0

Behavioral Health includes individuals who serve the NDCS population in a physical or mental health capacity.

For questions or concerns regarding this report, please contact the NDCS Research Division at dcs.research@nebraska.gov.