

Population and Demographics

Average Daily Population (ADP), by Facility

Facility	ADP	Operational Capacity	% Operational Capacity	Design Capacity	% Design Capacity
CCC-L	465	300	155.02%	300	155.02%
CCC-O	171	135	126.96%	90	190.43%
DEC	485	275	176.28%	160	302.98%
LCC	474	468	101.21%	308	153.79%
NCCW	295	318	92.74%	275	107.25%
NCYF	63	70	90.20%	68	92.85%
NSP	1,338	1,139	117.49%	718	186.37%
OCC	779	666	116.90%	396	196.60%
TSCI	997	976	102.19%	960	103.89%
WEC	186	200	93.17%	100	186.35%
Total	5,253	4,547	115.53%	3,375	155.65%

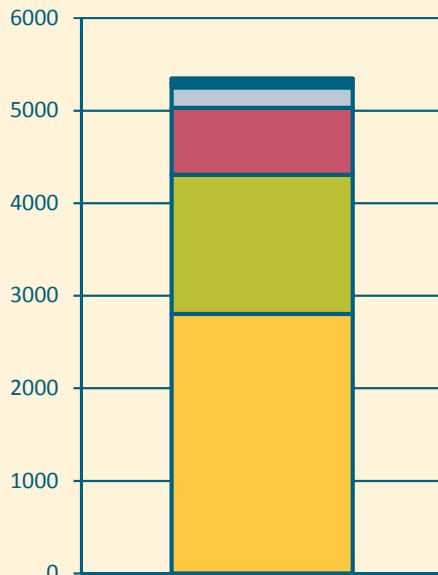
County Jail ADP

County	ADP
Buffalo	8
Dawson	14
Hall	0
Lincoln	19
Phelps	21
Platte	32
Total	94

ADP by Gender

Gender	# Inmates
Female	398
Male	4,950
Total	5,348

ADP by Race/Ethnicity

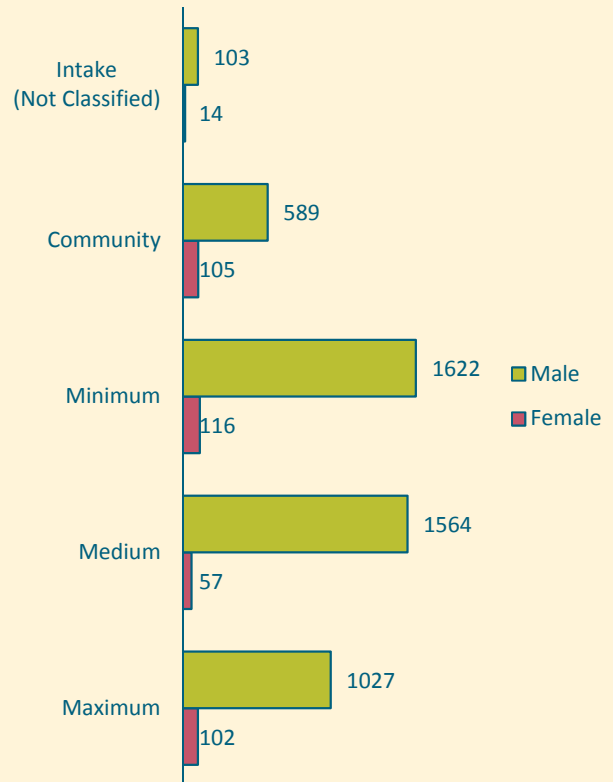


Data unavailable	7
Other	44
Hawaiian/Pacific Islander	7
Asian	41
American/Alaskan Native	219
Hispanic/Latino	723
Black	1504
White	2804

Average Age

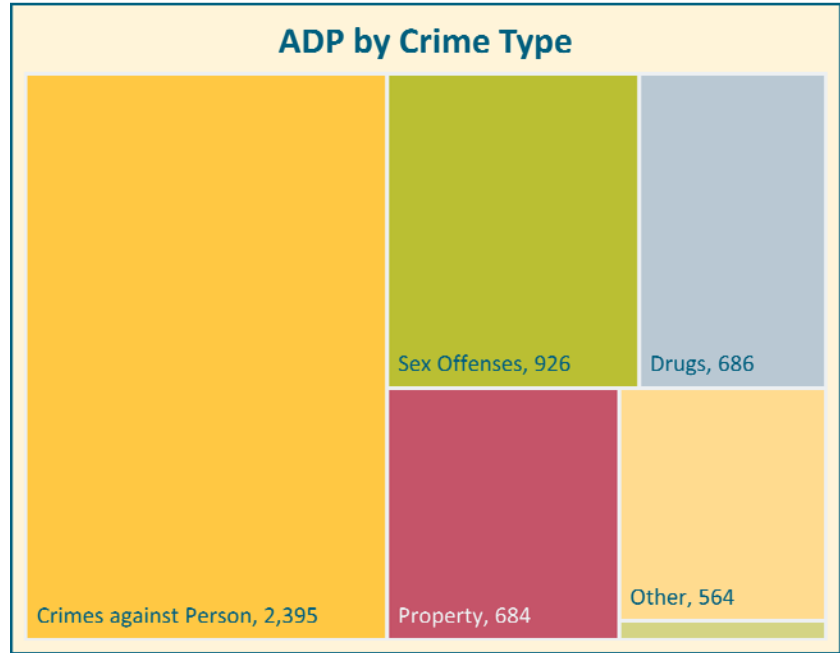
36.94 Years

ADP by Classification and Gender

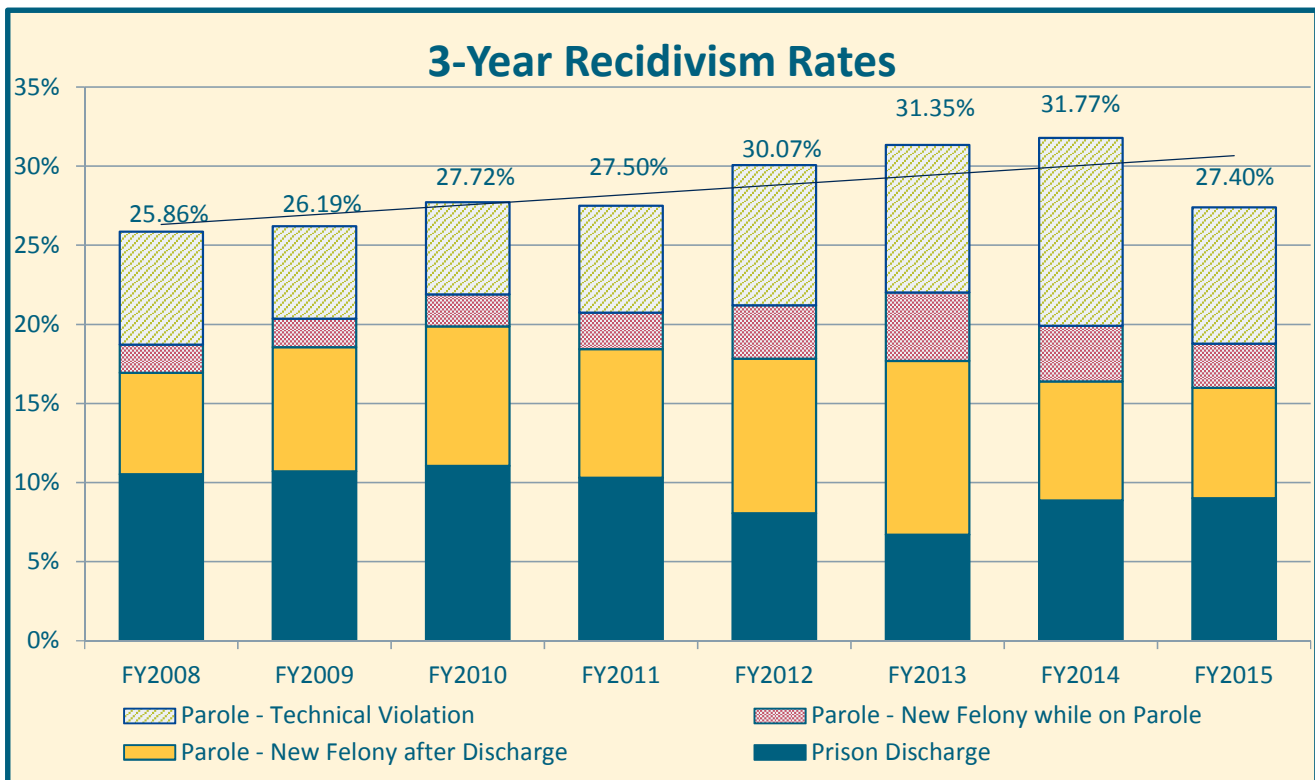


Population and Demographics (cont.)

ADP by Most Serious Offense		
Category	ADP	%
Homicide	588	10.99%
Sex Offenses	1084	20.27%
Assault	1067	19.95%
Robbery	331	6.18%
Weapons	517	9.67%
Restraint	23	0.42%
Arson	26	0.49%
Drugs	752	14.06%
Burglary	224	4.19%
Theft	273	5.10%
Motor Vehicle	244	4.56%
Fraud	53	0.99%
Morals	14	0.27%
Other	105	1.96%
Safekeepers	48	0.90%
Total	5,347	100.00%

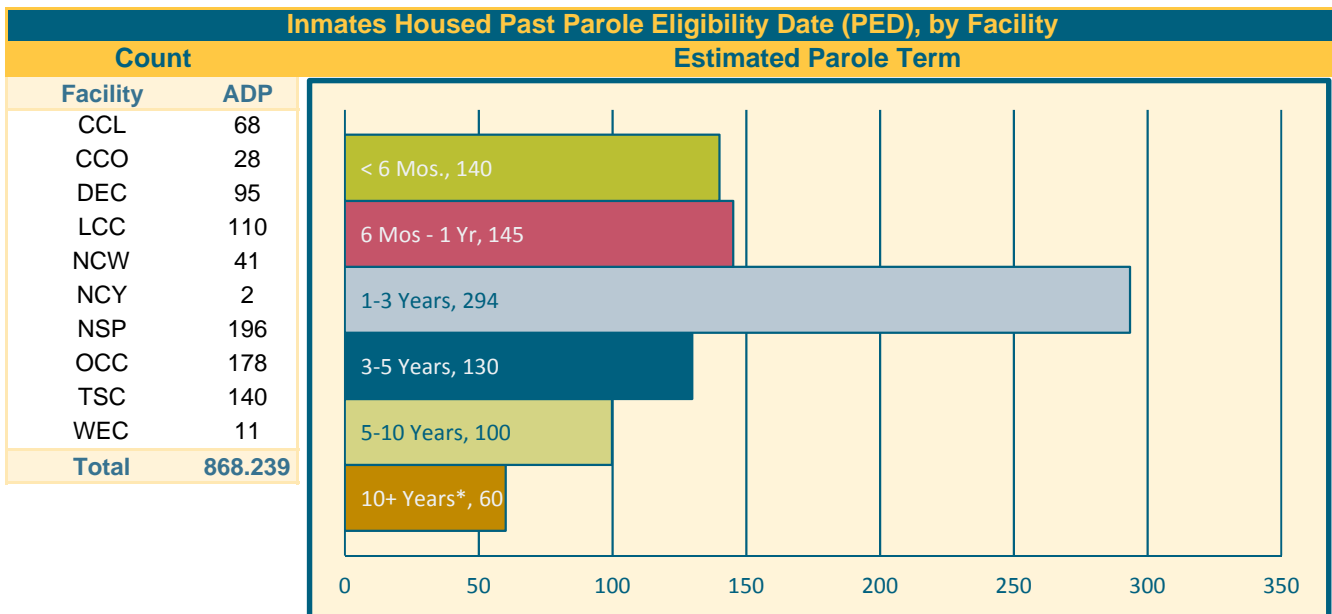
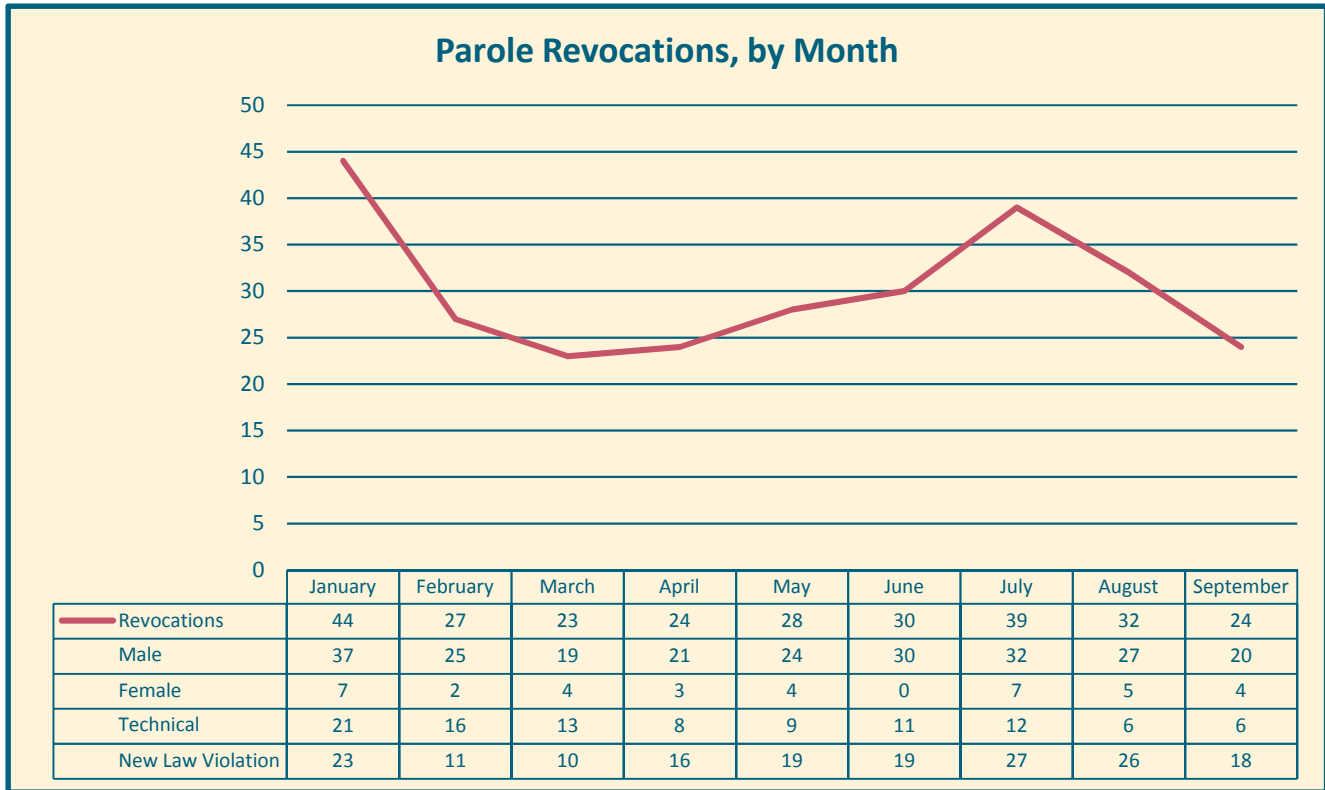


The small green box in the "ADP by Crime Type" graphic represents safekeepers



"Recidivism" is defined as a return to NDCS custody as the result of a parole revocation or an admission on a new sentence within three years of a person's release from prison.


Reentry and Discharge



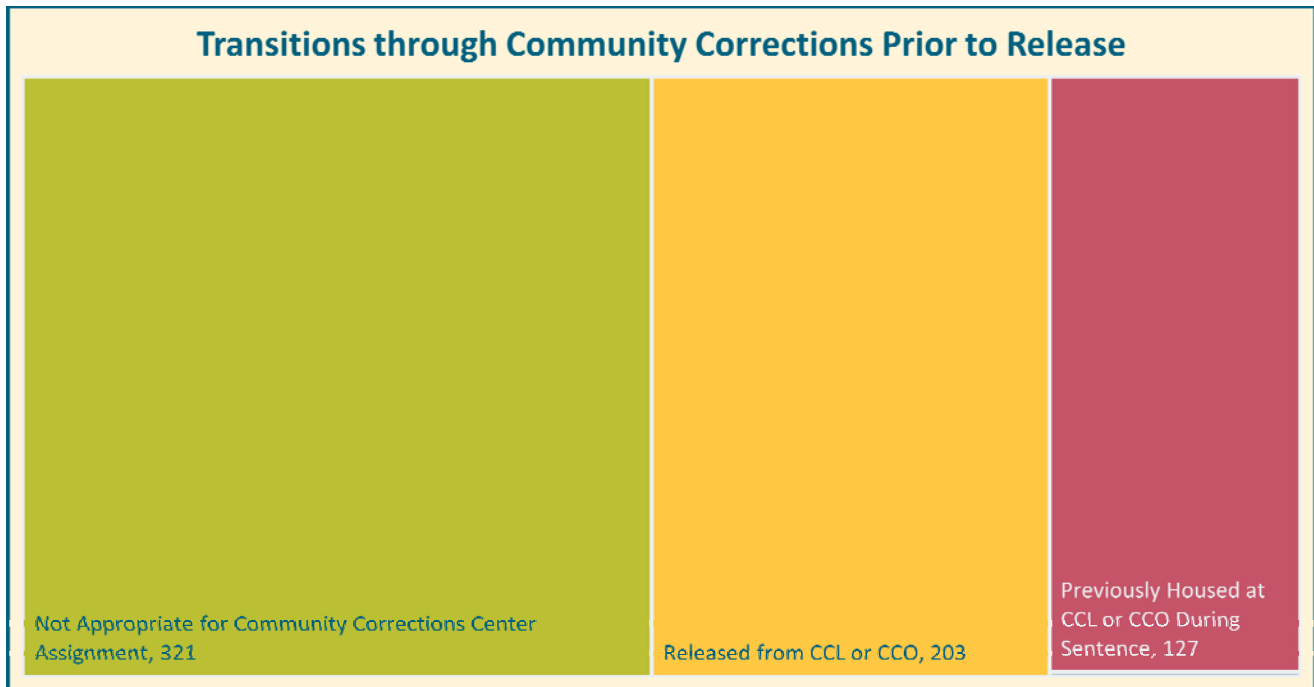
*includes life sentences

"Parole Eligibility Date" (PED) is the date at which it is possible to release a person into the community under parole supervision.
 "Estimated Parole Term" refers to the length of time people who are housed past their PED could be expected to spend in the community under supervision if released immediately.

Reentry and Discharge (cont.)

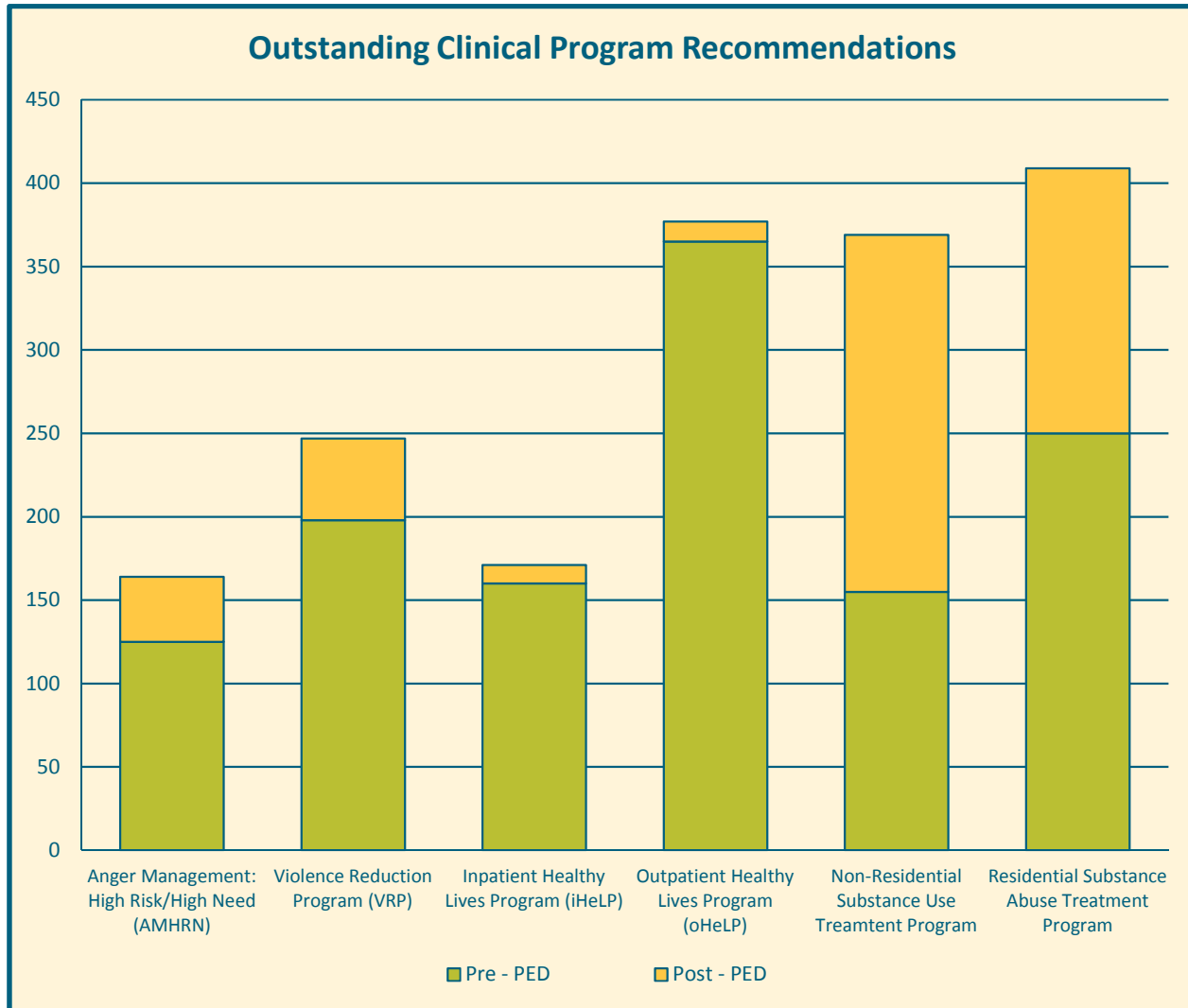


"Post-Release Supervision" occurs after a person discharges from NDCS custody and is a term of community supervision under the Office of Probation Administration. "Flat Sentence" refers to people with the same minimum and maximum sentence lengths, which does not allow for a period of parole during their term of incarceration. "Mandatory Discharge" indicates people who completed their sentence in an NDCS facility and discharged directly into the community.



The graphic above considers all individuals who paroled or discharged during the quarter and identifies whether they were able to transition through Community Corrections Center - Omaha or Community Corrections Center - Lincoln prior to their release.

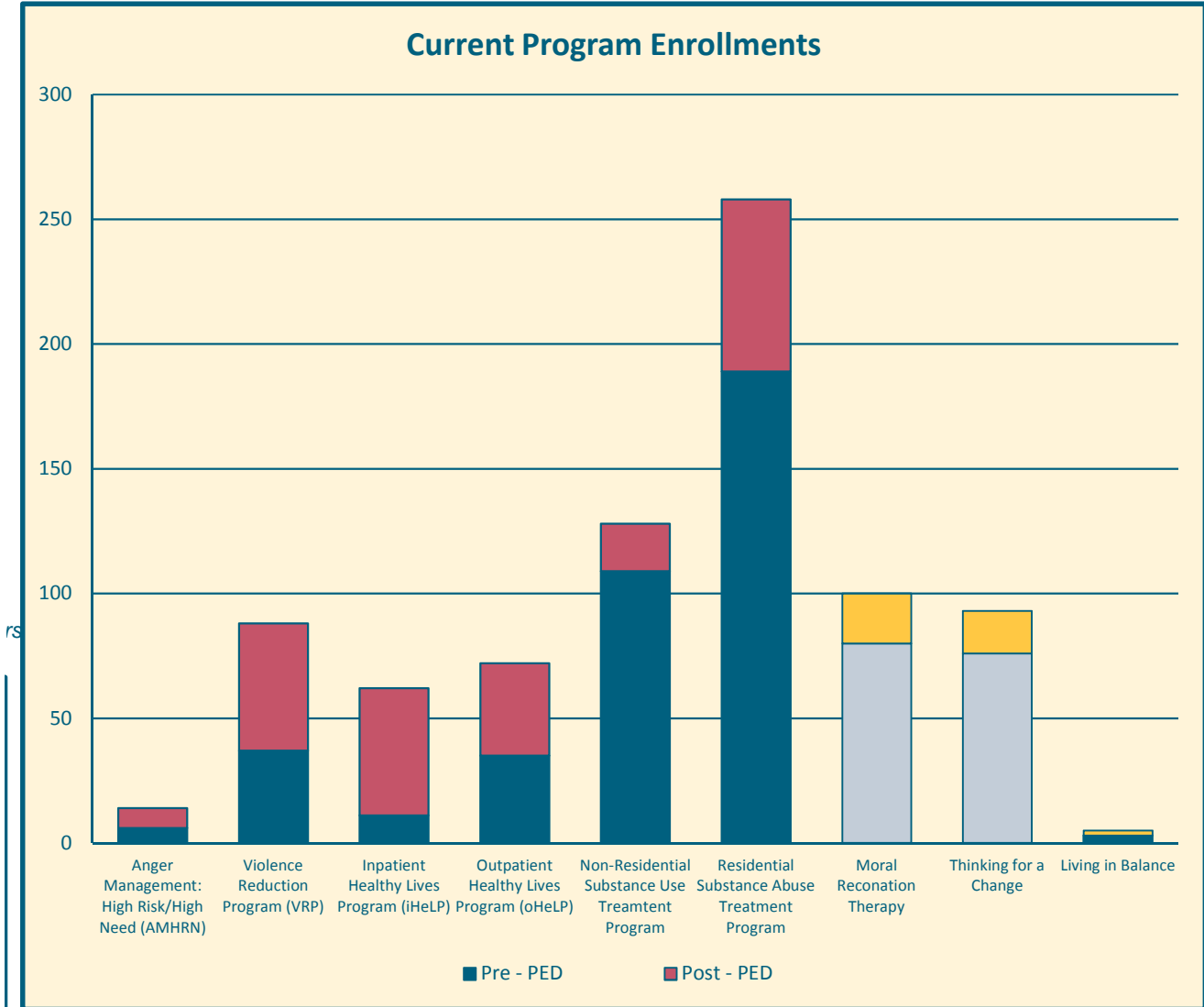
Programming Information - Outstanding Recommendations



People Past PED with Outstanding Clinical Program Recommendations						
Time to Tentative Release Date						
Program	≤ 6 Months	6 Months to 1 Year	1 to 3 Years	3 to 5 Years	5 to 10 Years	10 or More Years*
AMHRN	5	5	10	12	4	3
VRP	11	11	6	8	8	5
iHeLP	1	1	3	2	3	1
oHeLP	2	2	2	4	1	1
Non-Res.	60	44	45	27	27	11
Res.	23	33	51	24	20	8

*includes individuals serving life sentences

Programming Information - Current Enrollments



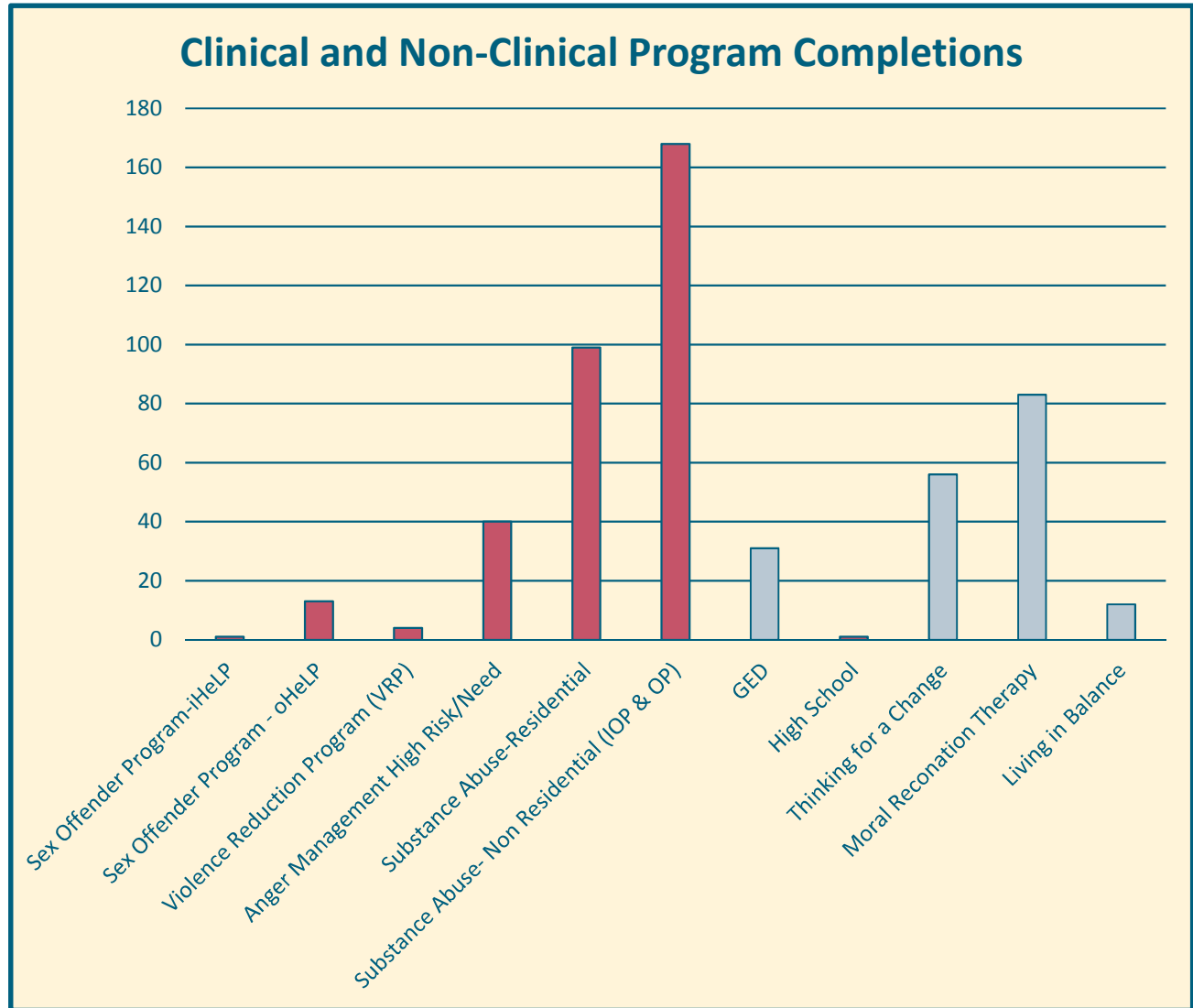
People Past PED Currently Enrolled in Clinical Programming

Time to Tentative Release Date

Program	Time to Tentative Release Date					
	≤ 6 Months	6 Months to 1 Year	1 to 3 Years	3 to 5 Years	5 to 10 Years	10 or More Years*
AMHRN	2	1	1	2	2	0
VRP	1	4	7	10	14	15
iHeLP	3	3	15	7	16	7
oHeLP	4	5	16	7	2	3
Non-Res.	4	3	4	2	4	2
Res.	4	16	35	9	5	0

*includes individuals serving life sentences

Programming Information - Program Completions



Staffing

