

NDCS Population and Demographics

Average Daily Population (ADP) by Facility					
Facility	ADP	Operational Capacity	% Operational Capacity	Design Capacity	% Design Capacity
CCC-L	603	575	104.94%	460	131.17%
CCC-O	177	113	156.24%	90	196.17%
NCCW	277	344	80.58%	275	100.80%
NCYF	64	95	66.85%	76	83.57%
NSP	1193	1023	116.67%	818	145.90%
OCC	773	495	156.19%	396	195.23%
RTC	1345	1105	121.74%	884	152.18%
TSCI	1026	1200	85.53%	960	106.92%
WEC	196	125	157.12%	100	196.40%
Total	5655	5075	111.43%	4059	139.33%

A **safekeeper** is an individual temporarily housed at NDCS prior to sentencing. They are either in the custody of law enforcement, facing a criminal accusation, in contempt of court (alleged or actual), or remanded to NDCS on the order of a court or judicial official.

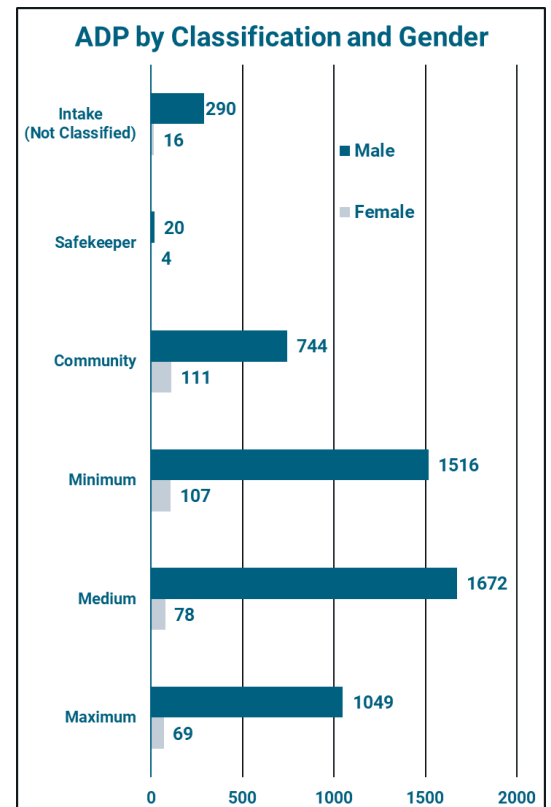
ADP by Race/Ethnicity		
Race/Ethnicity	ADP	% Population
White	2807	49.45%
Black	1614	28.44%
Hispanic/Latino	863	15.20%
American/Alaskan Native	279	4.92%
Asian	44	0.78%
Hawaiian/Pacific Islander	5	0.08%
Other	61	1.08%
Data unavailable	3	0.05%

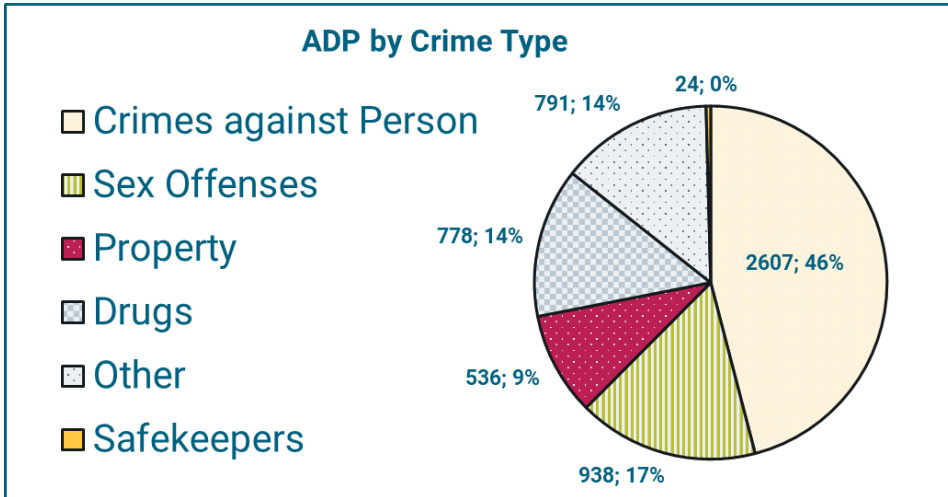
ADP by Gender	
Gender	ADP
Male	5291
Female	385
Total	5676

Average Age
 38.29

County Jail ADP	
County	ADP
Box Butte	0
Buffalo	1
Lincoln	13
Phelps	4
Platte	0
Scotts Bluff	0
Total	18

Demographic records, such as age and gender, include all individuals who passed through NDCS custody during the quarter. This includes those who were not physically present at a facility during the quarter, i.e., those awaiting court dates in a non-NDCS facility or in an outside hospital. Institutional and county jail location information includes only those who were physically present at the listed facility during the quarter. Discrepancies in ADP totals are due to the rounding of individual statistics to the nearest whole number.

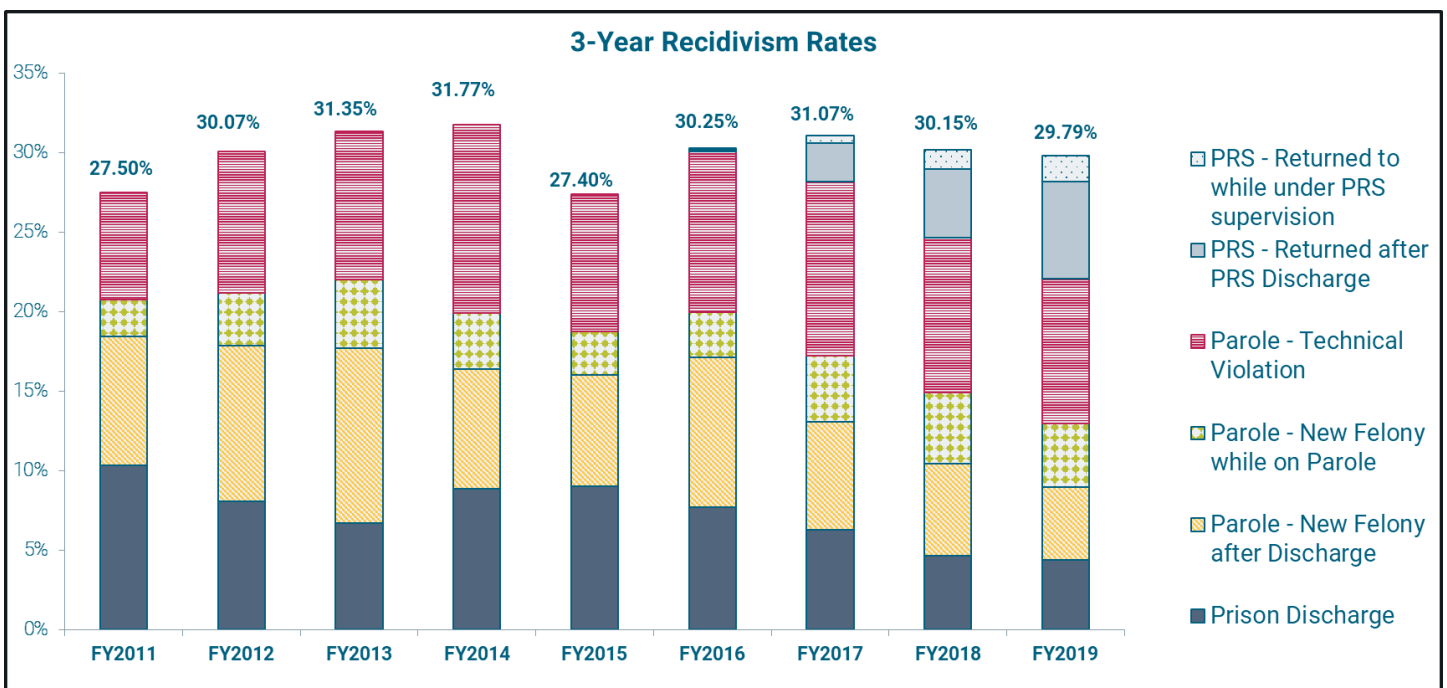




ADP by Most Serious Offense		
Category	ADP	% of Population
Homicide	589	10.47%
Sex Offenses	1117	19.84%
Assault	1372	24.37%
Robbery	306	5.44%
Weapons	701	12.45%
Restraint	17	0.31%
Arson	22	0.38%
Drugs	729	12.96%
Burglary	156	2.76%
Theft	219	3.89%
Motor Vehicle	248	4.40%
Fraud	36	0.65%
Morals	18	0.32%
Other	115	2.04%
Safekeepers	24	0.42%

Recidivism data includes only those who were returned to NDCS custody as the result of a supervision (parole or probation) violation or on a new offense after discharge from their original sentence.

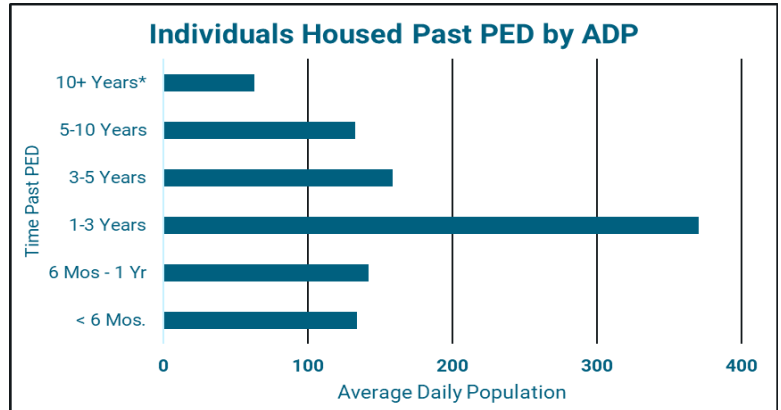
Recidivism is calculated based on returns to NDCS custody. The graph below shows the percent of total releases that returned to NDCS custody. Arrests, as well as convictions for minor offenses (that do not result in incarceration), are not included in these counts unless they result in a parole or PRS violation.



Release and Reentry

A **Parole Eligibility Date** (PED) is the date an individual becomes eligible for release to parole. Individuals may remain with NDCS after this date if their release is denied by the Parole Board, which takes many factors (including the safety of the community) into consideration.

An individual's **Tentative Release Date** (TRD) is the date an individual's sentence ends and when they must be released to the community, either from NDCS or from community supervision.




Individuals Housed Past PED by Facility

Facility	ADP
CCL	120
CCO	54
NCW	41
NCY	5
NSP	207
OCC	208
RTC	224
TSC	115
WEC	26
Total	1000

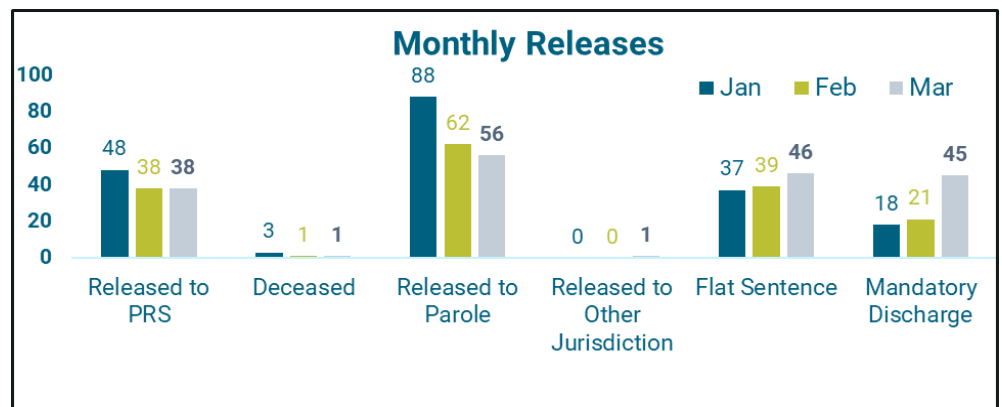
NDCS community corrections facilities include Community Corrections – Omaha (CCO) and Community Corrections – Lincoln (CCL). Transition through a community corrections center enhances successful reentry. Of the 542 releases during this quarter, 241 individuals did not meet the requirements for this custody level. The remainder of the releases are listed below.

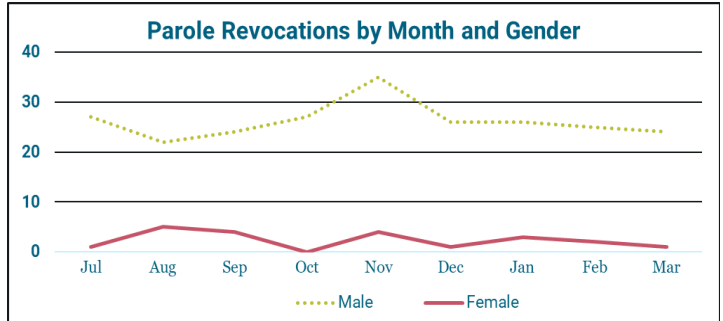
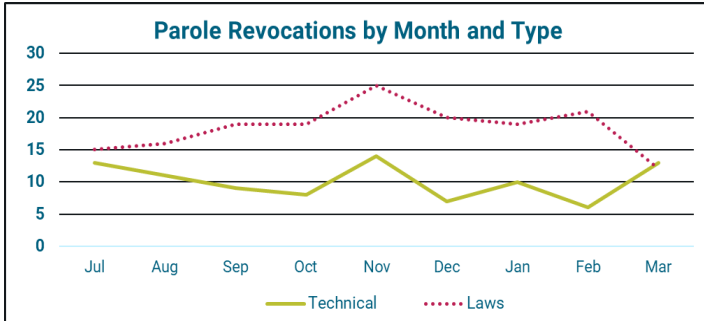
Transitions Through Community Corrections Prior to Release by Type



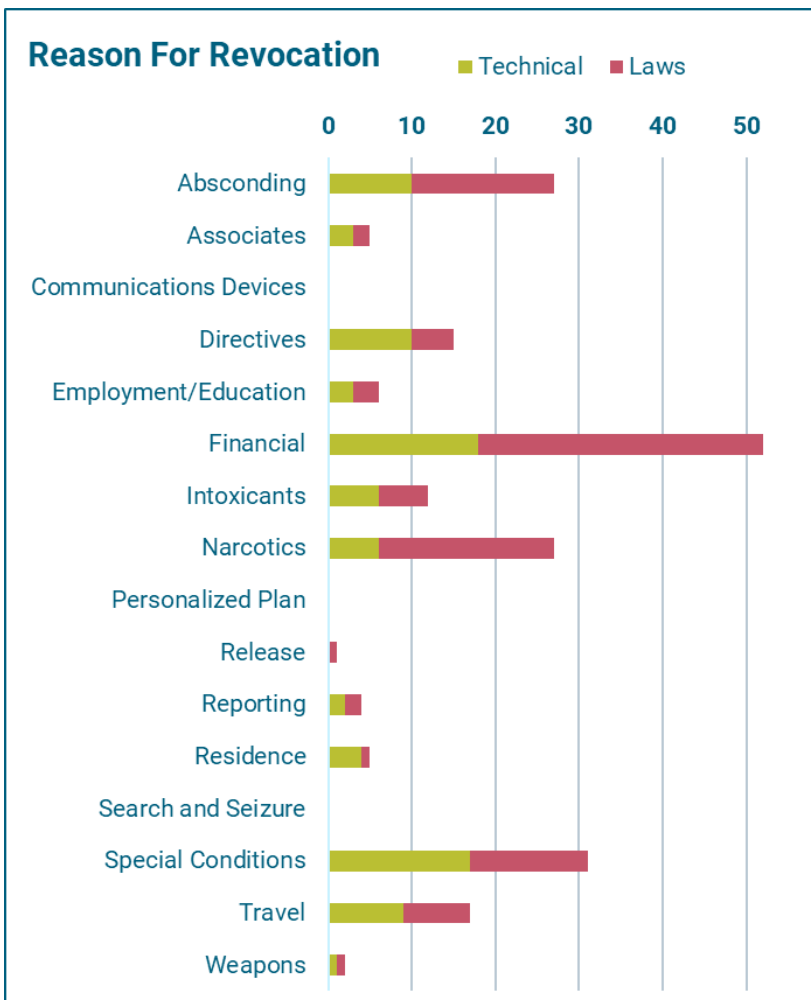
Released to PRS indicates an individual was discharged from NDCS custody to community under supervision by the Administrative Office of the Courts and Probation. **Deceased** individuals are those who died in NDCS custody before their sentence could be completed. **Released to Parole** shows that an individual was released to the community under the supervision of the Division of Parole Supervision. **Released to Another Jurisdiction** applies to those released to a non-parole, non-PRS jurisdiction (i.e., to federal custody).

Discharging on a **Flat Sentence** indicates that an individual was not eligible for parole prior to discharge to the community. A **Mandatory Discharge** occurs when an individual is released at the end of their sentence directly into the community.

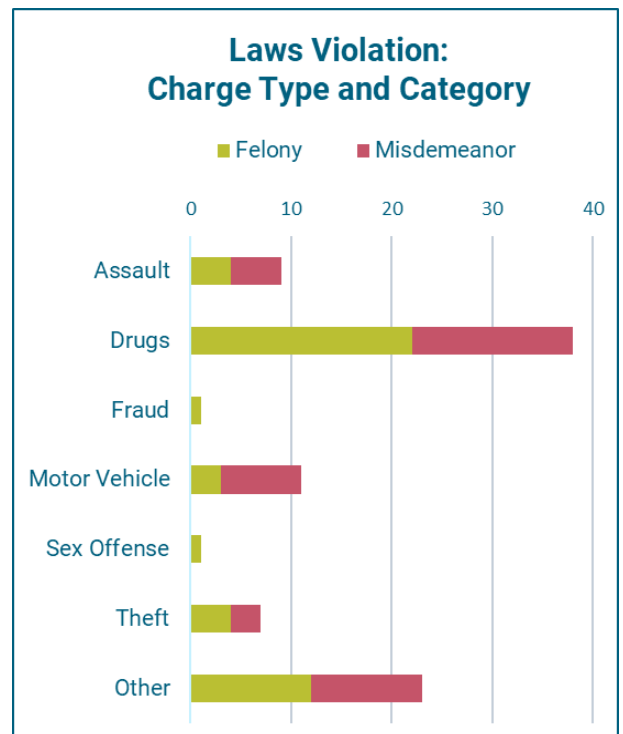




Technical Violations indicate an individual was returned to NDCS for not complying with their conditions of release. **Laws Violations** indicate an individual was returned to NDCS because of a new arrest or offense.



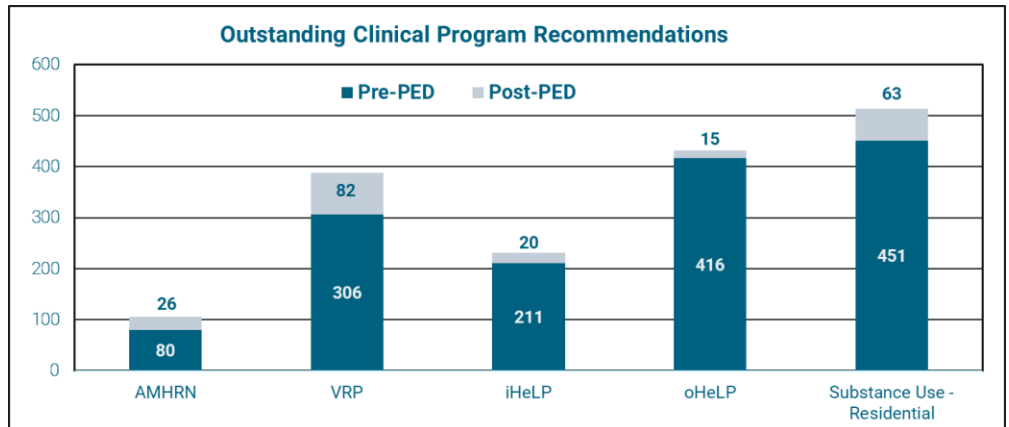
The total number of individuals returned on revocation during the quarter was 81. The total number of violations for the quarter is greater than 81, because some individuals returned on multiple violation types.



Clinical Treatment

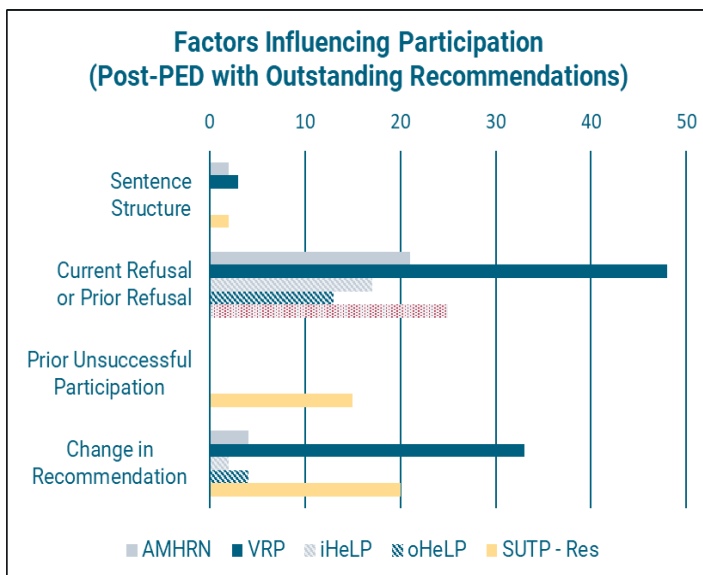
Clinical treatment programs are offered within secure NDCS facilities. Anger Management – High Risk/High Need (**AMHRN**) and the Violence Reduction Program (**VRP**) constitute anger and violence treatment. The Inpatient Healthy Lives Program (**iHeLP**) and the Outpatient Healthy Lives Program (**oHeLP**) are sex offender treatment programs. **Substance Use - Residential (SUTP – Res)** is residential substance use treatment.

Data for **Outstanding Clinical Program Recommendations** represent those who were recommended for or currently enrolled in programming as of a specific date. This information is effective as of April 27, 2023.

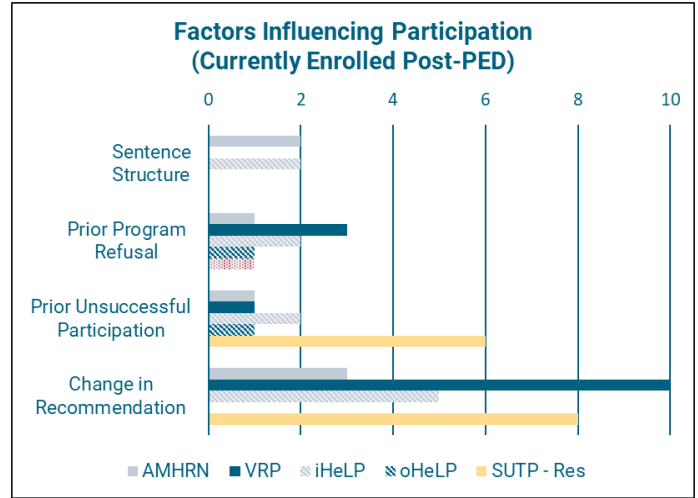
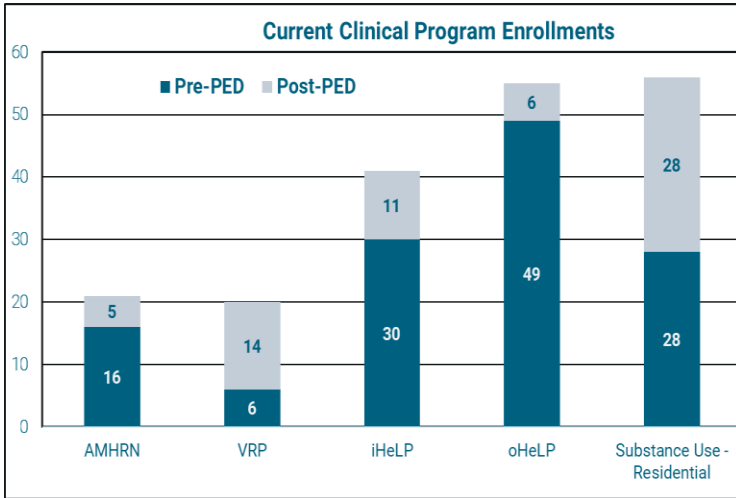


	Time to Tentative Release Date					
	< 6 Months	6 Months to 1 Year	1 to 3 Years	3 to 5 Years	5 to 10 Years	10 or More Years*
Anger/Violence Programs						
AMHRN	3	5	9	3	6	0
VRP	10	10	20	18	19	5
Healthy Lives Programs						
iHeLP	4	2	3	3	3	4
oHeLP	0	0	6	5	2	0
Substance Use Programs						
Residential	10	9	20	7	13	4
Total	27	26	58	36	43	13

*includes individuals serving life sentences



Factors that influence program participation, which may delay an individual's participation past their PED, include: **Sentence Structure, Program Refusal, Unsuccessful Participation, or a Change in Recommendation(s)**. Clinical recommendations may change based on an individual's behavior and/or new information. For example, individuals with a history of substance use may have recommendations change based on continued substance use or lack thereof. Individuals who complete programming may be recommended to retake a program or be referred for other clinical programs based on an identified need for additional clinical intervention. It is not unusual for multiple factors to influence an individual's treatment start date.

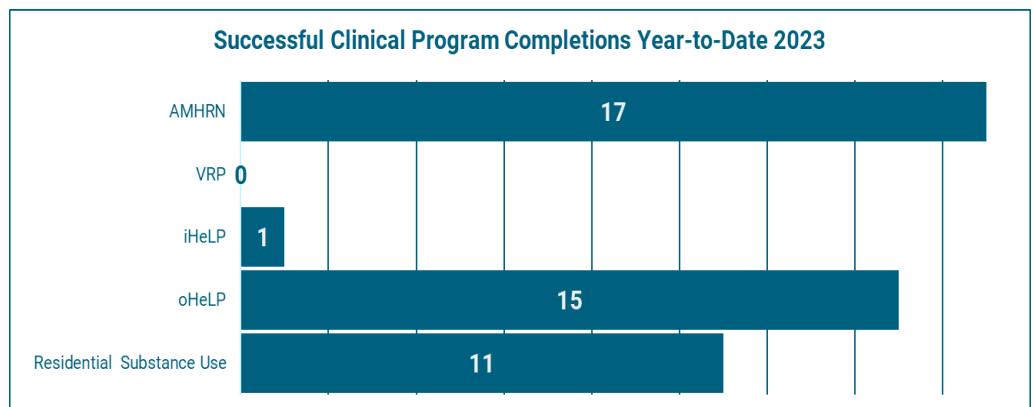


Data for **Current Clinical Program Enrollments** represent those who are enrolled in programming as of a specific date. This information is effective as of April 27, 2023.

Post-PED Currently Enrolled in Clinical Programs						
Time to Tentative Release Date						
	< 6 Months	6 Months to 1 Year	1 to 3 Years	3 to 5 Years	5 to 10 Years	10 or More Years*
Anger/Violence Programs						
AMHRN	2	0	2	1	0	0
VRP	1	1	5	5	2	0
Healthy Lives Programs						
iHeLP	0	0	3	2	4	2
oHeLP	0	0	5	0	1	0
Substance Use Programs						
Residential	3	2	10	6	4	3
Total	6	3	25	14	11	5

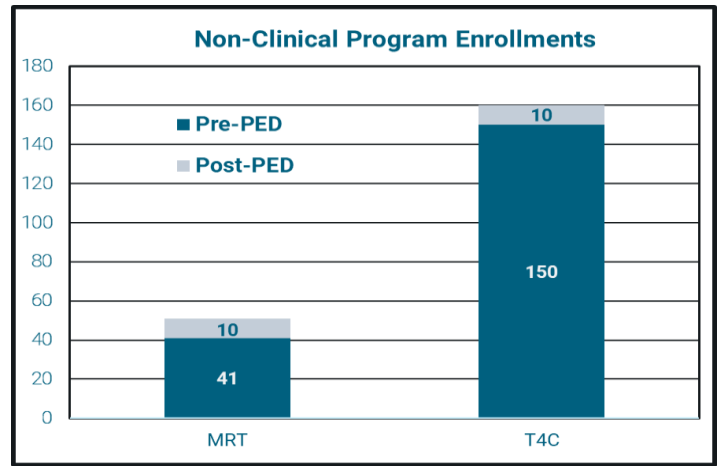
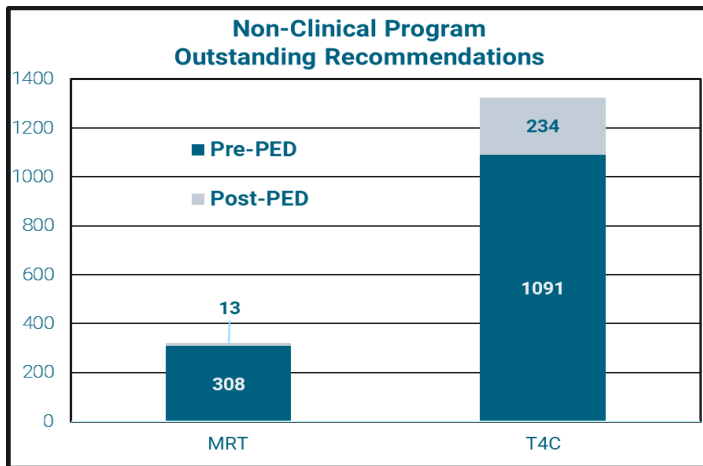
*includes individuals serving life sentences

Successful Program Completions includes each individual who successfully completed the identified clinical program within the identified quarter, along with the total completions year-to-date. VRP is a 6-month program, and iHeLP is a 12-18 month individualized program.



Non-Clinical Programming Information

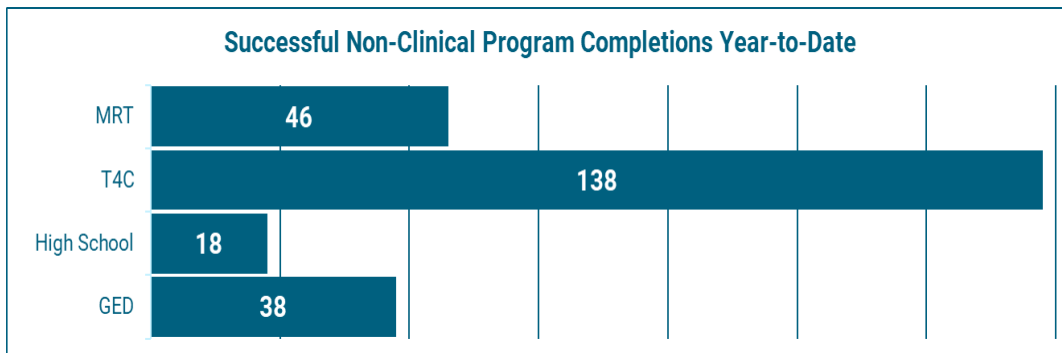
While clinical recommendations are determined by NDCS clinical staff, recommendations for non-clinical programming are determined through specific eligibility criteria. Each program has different objectives and benefits, allowing incarcerated individuals opportunities to receive the most responsive treatments for their needs.



Moral Reconciliation Therapy (**MRT**) and Thinking for a Change (**T4C**) are two of the largest non-clinical programs offered at NDCS. MRT encourages conscious, moral decisions in everyday living. T4C challenges criminal thinking. Both programs are evidence-based and supported by a multitude of research.

Post-PED with Outstanding Recommendations or Currently Enrolled in Non-Clinical Programs						
Time to Tentative Release Date						
	< 6 Months	6 Months to 1 Year	1 to 3 Years	3 to 5 Years	5 to 10 Years	10 or More Years*
Outstanding Recommendations						
MRT	2	2	3	0	2	4
T4C	36	37	82	39	31	9
Total	38	39	85	39	33	13
Currently Enrolled						
MRT	1	1	4	3	0	1
T4C	1	2	4	1	2	0
Total	2	3	8	4	2	1

Data for **Non-Clinical Program Outstanding Recommendations** and **Non-Clinical Program Enrollments** represent those who were referred for or are currently enrolled in programming as of a specific date. This information is effective as of May 12, 2023.



Successful Program Completions includes those individuals who successfully completed the identified education or non-clinical program within the quarter, as well as total completions year-to-date.

Staffing

Calendar YTD 2023 Staff Turnover (January - March)			
Type	YTD Turnover	Authorized FTE	Turnover Rate
<i>Total Turnover Rates</i>			
Protective Services	73	1395.5	5.23%
Nurses	5	72.5	6.90%
Education	0	24.5	0.00%
Other	31	1038	2.99%
<i>Projected Annual Turnover Rate</i>			
Protective Services	*	*	20.92%
Nurses	*	*	27.59%
Education	*	*	0.00%
Other	*	*	11.95%
<i>Agency</i>			
Total Turnover Rate	109	2530.5	4.31%
Projected Annual Turnover Rate	*	*	17.23%

Staff Turnover is a count of how many people left their positions during the current calendar year.

Behavioral Health Staffing includes individuals who serve the NDCCS population in a physical health or mental health capacity.

Behavioral Health Staffing Vacancies						
Facility	Behavioral Health Practitioner I	Behavioral Health Practitioner II	Behavioral Health Practitioner IV	Behavioral Health Practitioner Supervisor I	Behavioral Health Practitioner Supervisor II	Clinical Program Manager
CCCL	1	2	0	0	0	0
NCCW	0	1	1	0	0	0
NCYF	0	1	0	0	0	0
NSP	0	1	1	0	0	0
OCC	1	3	0	1	0	0
RTC	4	12	3	0	0	1
TSCI	4	3	0	0	0	0
WEC	0	3	0	1	0	0
Grand Total	10	26	5	2	0	1
Facility	Mental Health Practitioner II	Nurse Practitioner	Psychiatric Director	Clinical Psychiatrist	Licensed Psychologist	Registered Nurse
CCCL	0	0	0	0	0	1
NCCW	0	0	0	0	2	0
NCYF	0	0	0	0	0	0
NSP	0	0	0	1	3	3
OCC	0	0	0	0	1	0
RTC	0	0	1	1	2	18
TSCI	0	0	0	1	2	2
WEC	0	0	0	0	0	0
Grand Total	0	0	1	3	10	24

For questions or concerns regarding this report, please contact the NDCCS Research Division at dcs.research@nebraska.gov.