NDCS Population and Demographics

Average Daily Population (ADP) by Facility					
Facility	ADP	Operational Capacity	% of Operational Capacity	*Bed Capacity	% Bed Capacity
CCL	613	575	107%	660	93%
CCO	176	113	156%	179	98%
NCW	352	344	102%	420	84%
NSP	1392	1108	126%	1352	103%
OCC	775	495	157%	789	98%
RTC	1448	1185	122%	1250	116%
TSC	1041	1200	87%	938	111%
Total	5797	5020	115%	5588	104%

*Bed capacity does not include: SNF, Medical/Med Observation, BIPU, NCCW MH/PM, Plan Rooms, Secure Mental Health, Subacute/Chronic Care, ISDP, and RH beds

Demographic records include ***all individuals who passed through NDCS custody*** during the quarter. This includes those who were not physically present at a facility during the quarter, i.e., those awaiting court dates in a non-NDCS facility or an outside hospital. Institutional information includes only those who were physically present at a facility during the quarter. Discrepancies in **Average Daily Population (ADP)** totals are due to the rounding of individual statistics.

Race/Ethnicity

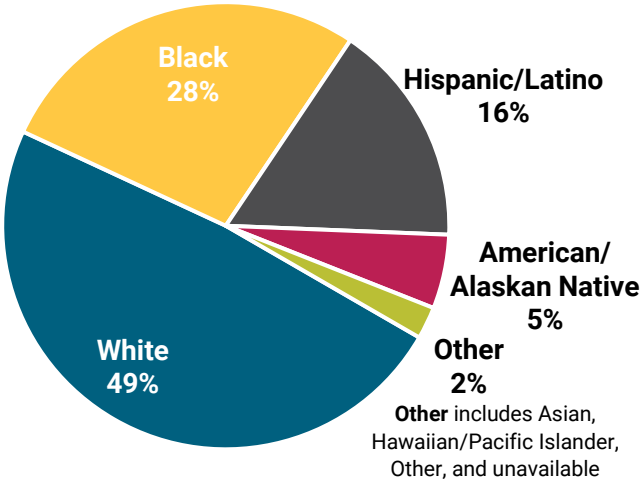

Classification - Male

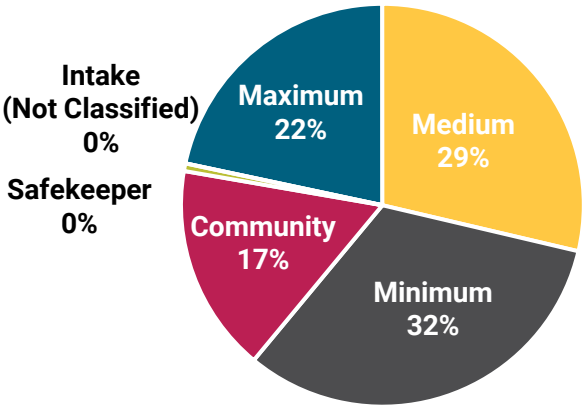

Classification - Female

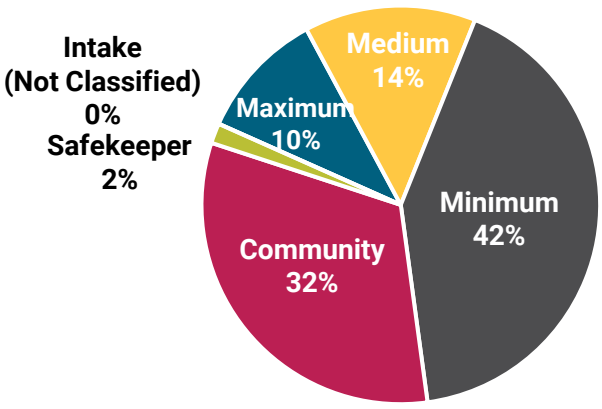

NDCS Population and Demographics (Continued)



51% of all NDCS incarcerated individuals are in **minimum security or community** facilities.

The **average age** is **40** years.

50% of all NDCS incarcerated individuals have an MSO of **Assault**, **Homicide**, **Robbery**, or **Sex Offenses**.

Of the 866 (ADP) individuals past their Parole Eligibility Date (PED),

43% have **previously paroled**.

Returned parolees **averaged 1.3 attempts** at parole.

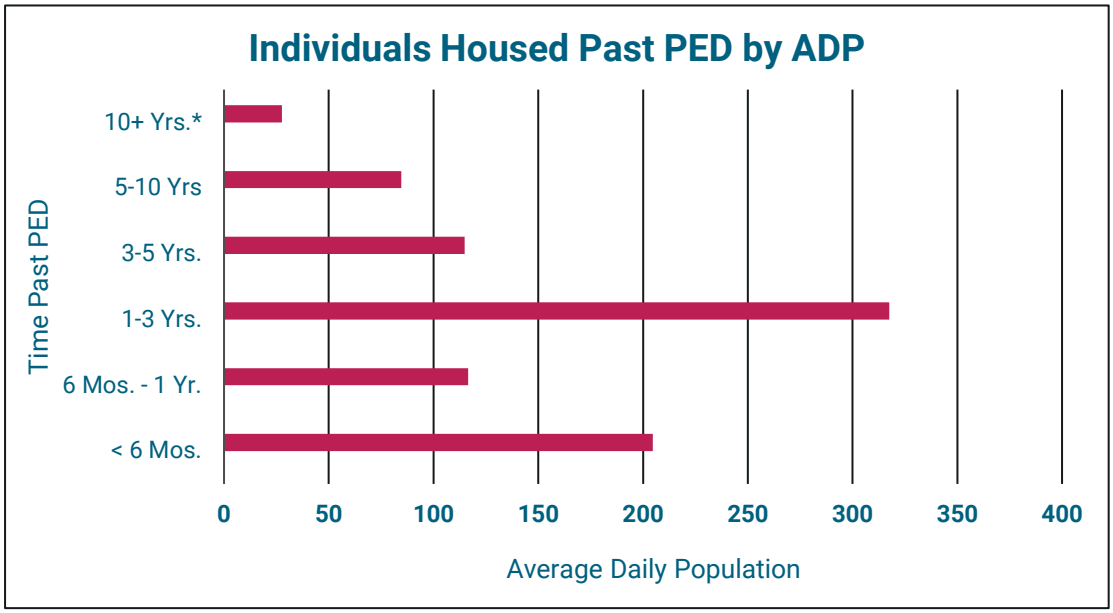

*Includes life sentences

Releases

NDCS community corrections facilities include Community Corrections Center – Omaha (CCO) and Community Corrections Center – Lincoln (CCL).

Releasing from a community corrections center enhances successful reentry for eligible individuals.

In Q4 of FY26, ***319*** *individuals released spent time at* ***community corrections****.*

Transitions Through Community Corrections Prior to Release by Type

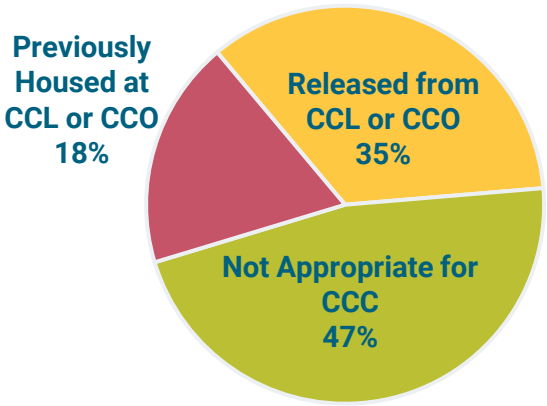

Recidivism is calculated based on returns to NDCS custody within three years of an individual's release. For example, a person is considered to have recidivated if they were released in FY2022 and returned within 3 years of their release date.

Quarterly Releases

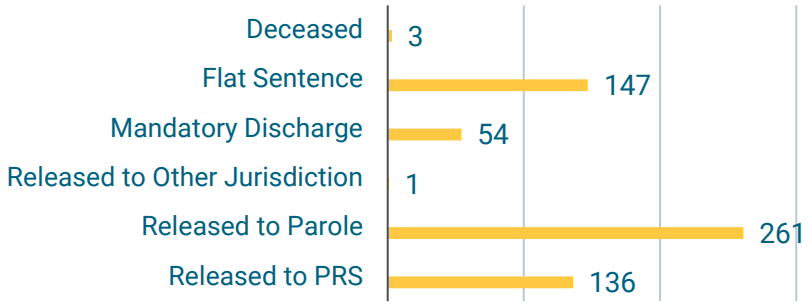

3-Year Recidivism and Success Rates by Year

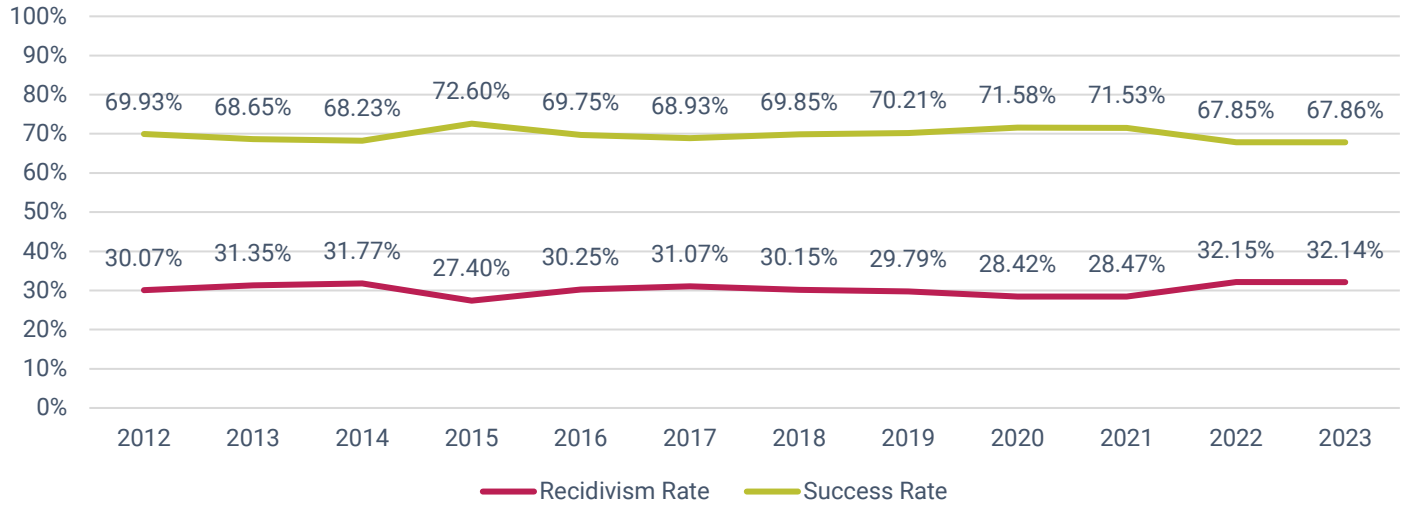

3-Year Recidivism Counts By Type

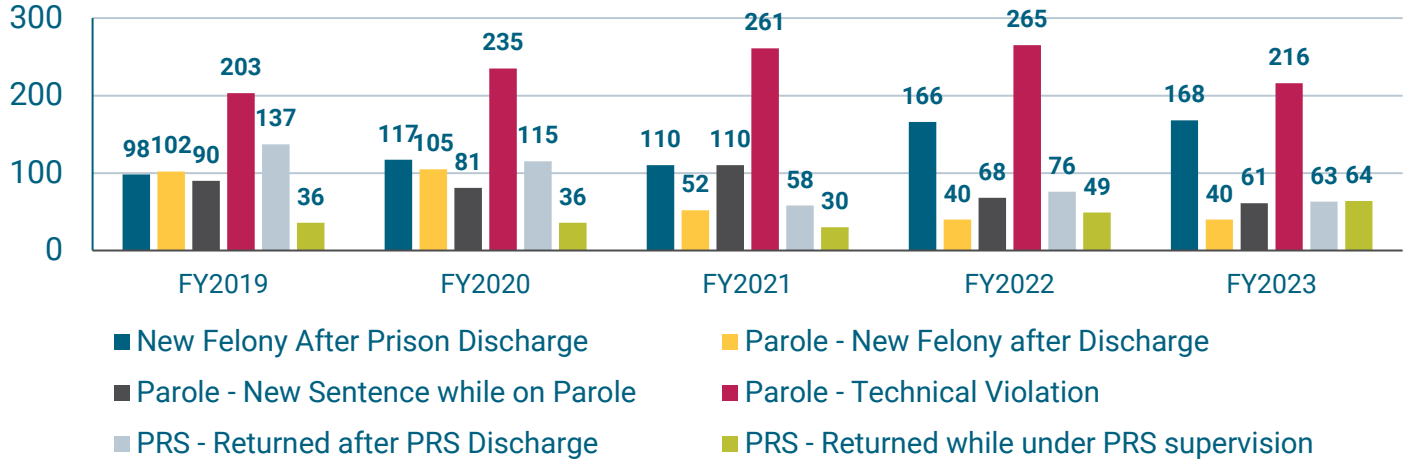

Returns to NDCS Custody - Parole Revocations

Parole Revocations by Month and Type

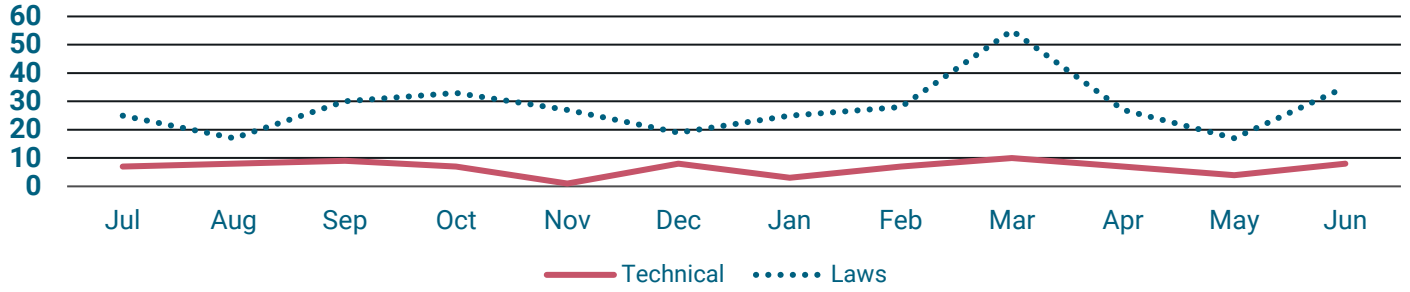

Reasons for Revocation by Quarter

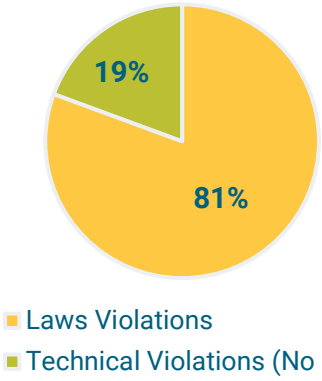

Laws Violations

Laws Violations: Charge Type and Category*

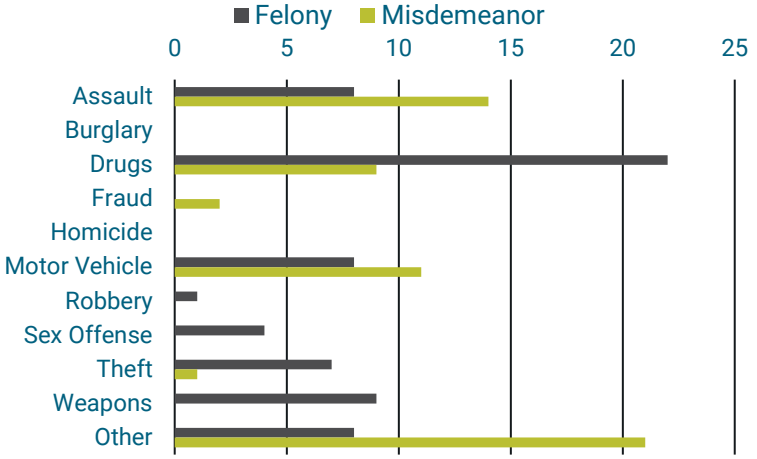

Note: *The total number of violations for the quarter may be greater than the total number of individuals returned on revocation during the quarter, because some individuals return on multiple violation types.*

Clinical Treatment Programs

171 individuals are currently enrolled in these 3 clinical treatment programs

iHeLP is a residential sexual offense-specific program lasting approximately 12-18 months

oHeLP is an outpatient sexual offense-specific program lasting approximately 6 months

RSU-90 is a residential substance use treatment program lasting approximately 90 days

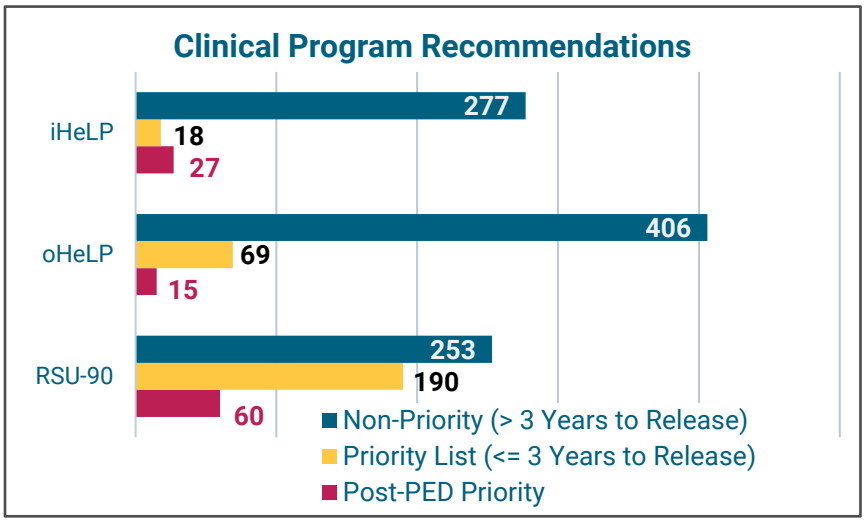

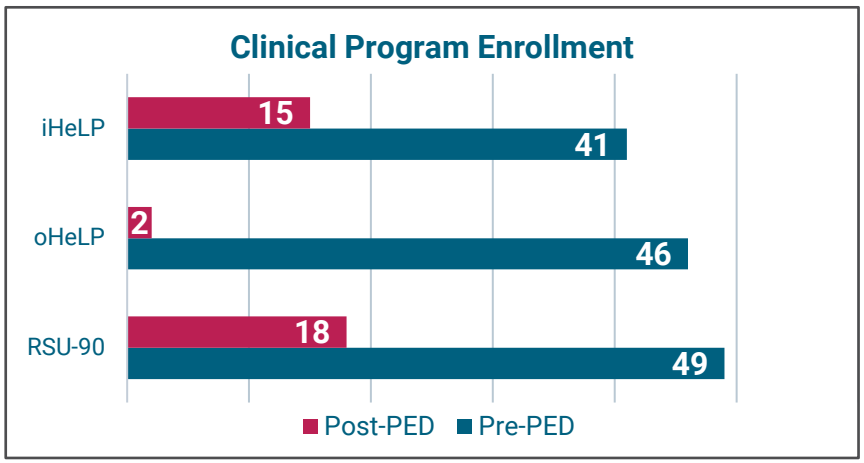

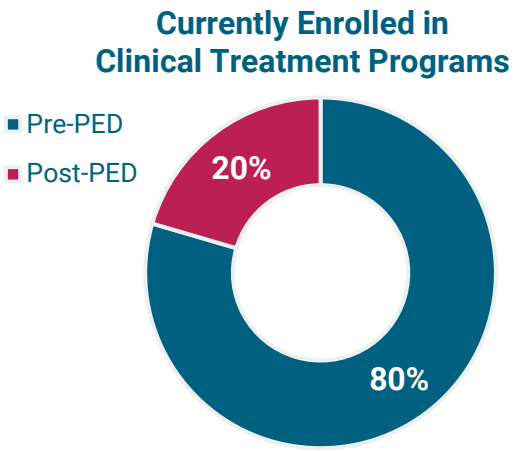

30% individuals past their PED currently ***refuse*** treatment

Note: *Date for clinical, non-clinical, and education programming is accurate as of July 1, 2026. The number of recommendations may not equal the number of individuals recommended because some individuals had more than one recommendation.*

Clinical Treatment Programs (continued)

Why is someone enrolled past their PED?

Prior Refusal
An individual's participation has been delayed due to personal choice.

Prior Attempt
An individual previously attempted a program, but was unsuccessful.

Prior Completion
An individual may be re-assigned a program after successful completion due to persisting needs.

Updated Needs
An individual was assigned treatment later in their sentence due to institutional misconduct, parole revocations, etc.

Sentence Structure
An individual is not housed with NDCS long enough to complete programming.

Clinical Program Outcomes Past 12 Months

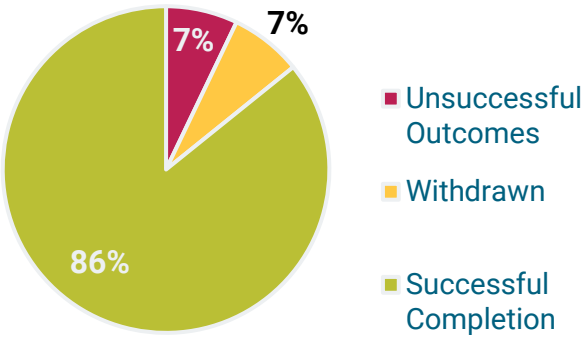

In the last 12 months, **86%** of clinical program outcomes were successful completions

In the last 12 months, **71%** of successful clinical program completions were Pre-PED

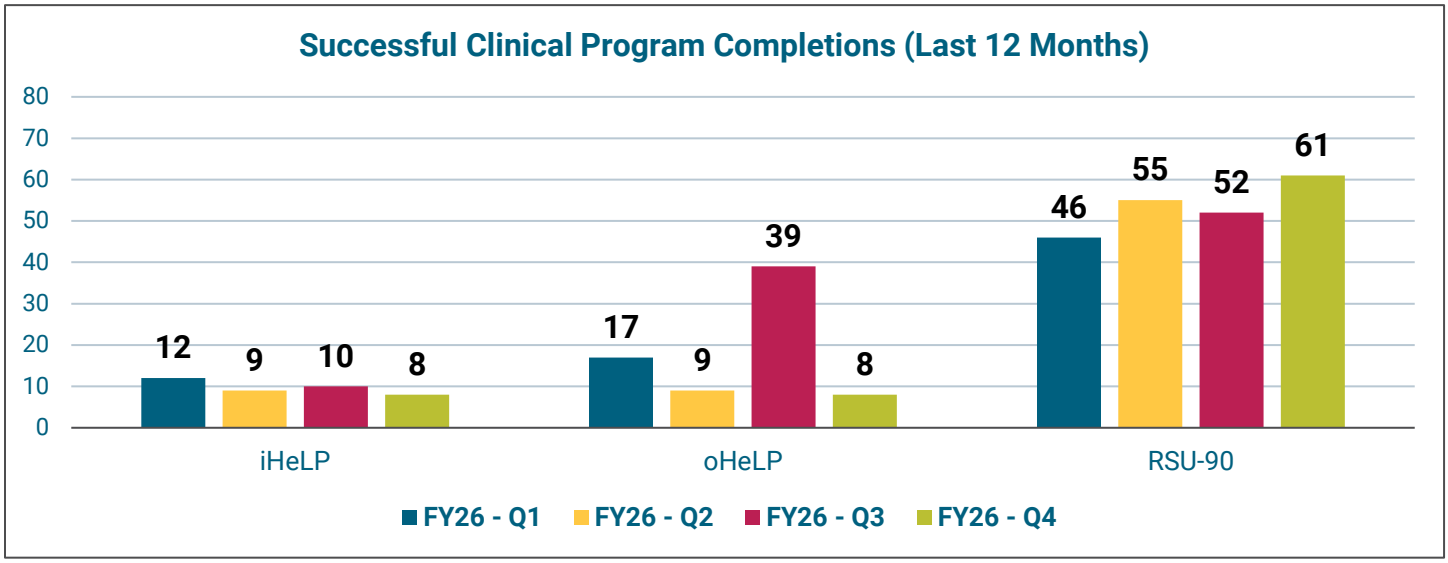

Note: *Date for clinical, non-clinical, and education programming is accurate as of July 1, 2026.*

5 Keys Programs

5-Key Model for Reentry and Well-Being Development

In the last 12 months, ***4,364*** *unique individuals have successfully completed Role Induction & Focus Mapping*

Successful 5 Key Program Completions (Last 12 months)

Effective Coping Strategies	**1594**
Power From Within	1737
Healthy Thinking Patterns	**1795**
Ideas for Better Communication	1209
Understanding and Reducing Angry Feelings	1243
Unlocking Your Thinking	1109
Positive Relationships	**2014**
Building Social Networks	1604
Rewarding Relationships	1733
Positive Social Engagement	**1588**
Healthy Lifestyles	1442
Reentry Reality	543
Meaningful Work Trajectories	**1869**
Now, Next, Later Programs*	7894

**Includes getting started/soft skills, job market essentials, interviewing/references, job retention, and managing money*

In the last 12 months, **5,967** unique individuals successfully completed *at least* one 5 Key program

159 *individuals successfully completed 7 Habits on the Inside in the last 12 months*

Peer Facilitators Trained (Last 12 months)

*Reflects the total number of incarcerated individuals trained as peer facilitators in the last 12 months

Note: *Date for clinical, non-clinical, and education programming is accurate as of July 1, 2026.*

Domestic Violence Programs

ACTV-NE
ACTV-NE-Women

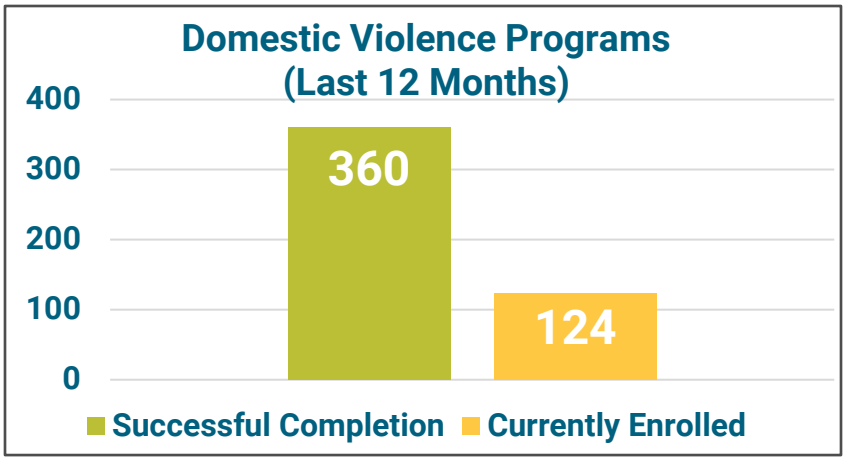

83% of individuals who participated in domestic violence programming in the past 12 months successfully completed their program

Education Programs

NDCS offers educational opportunities and is an accredited high school. Classes not available at NDCS can be accessed through the community, correspondence courses, and educational release.

NDCS Education

- Adult Basic Education (ABE)
- Adult Secondary Education (ASE)
- English as a Second Language (ESL)
- High School (HS)
- Correspondence Courses (CC)
- General Equivalency Diploma (GED)

Educational Enrollment During Quarter

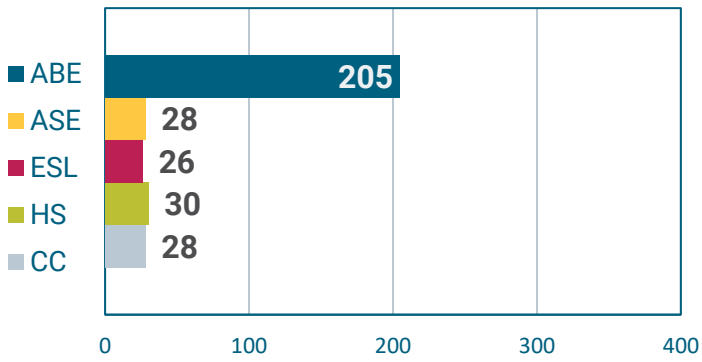

Educational Completions - Past 12 Months

Note: *Date for clinical, non-clinical, and education programming is accurate as of July 1, 2026.*

Staffing

Calendar Year-to-Date Turnover (Through June 30, 2026)			
	Turnover YTD:	Authorized FTE:	Turnover Rate:
Total Turnover Rate for Protective Services:	172	1589	10.82%
Total Turnover Rate for Nurses:	8	81	9.88%
Total Turnover Rate for Education:		24	0.00%
Total Turnover Rate for Other:	97	1228.5	7.90%
Total Projected Annual Turnover Rate for Protective Services:	~	~	21.65%
Total Projected Annual Turnover Rate for RN's and LPN's:	~	~	19.75%
Total Projected Annual Turnover Rate for Education:	~	~	0.00%
Total Projected Annual Turnover Rate Other:	~	~	15.79%
Total Agency Turnover Rate:	277	2898.5	9.56%
Total Projected Agency Turnover Rate:	~	~	19.11%

Behavioral Health Staffing Vacancies										
Facility	Behavioral Health Practitioner	Behavioral Health Practitioner Supervisor	Clinical Program Manager	Psychologist/ Psychology Supervisor	Psychology Director	Psychiatrist/ Psychiatry Director	Nurse Practitioner	Licensed Practical Nurse	Registered Nurse/Nurse Supervisor	Nursing Director
CCL	0	0	0	0	0	0	0	0	0	0
CCO	0	0	0	0	0	0	0	0	0	0
CO	0	0	0	0	0	1	0	0	0	0
NCW	5	0	0	2	0	0	0	4	3	0
NCYF	1	0	0	1	0	0	0	0	0	0
NSP	2	0	0	4	0	0	0	0	1	0
OCC	1	1	0	1	0	0	1	0	0	1
RTC	19	2	1	2	0	0	2	1	4	0
TSCI	6	1	0	3	0	0	0	0	2	0
WEC	2	0	0	0	0	0	0	0	6	0
Grand Total	**36**	**4**	**1**	**13**	**0**	**1**	**3**	**5**	**16**	**1**

Behavioral Health *includes team members who serve the NDCS population in a physical or mental health capacity.*

For questions or concerns regarding this report, please contact the NDCS Research Division at dcs.research@nebraska.gov.