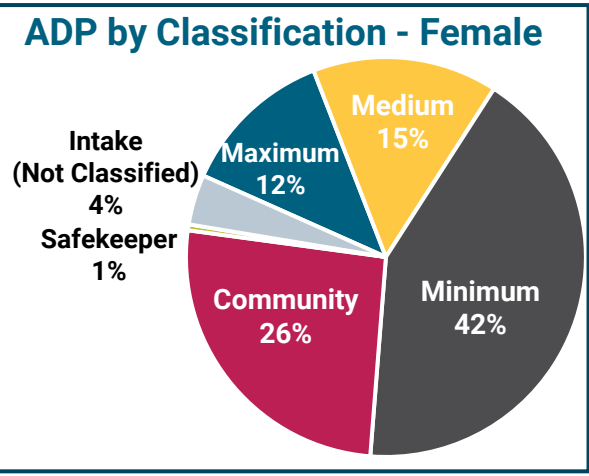
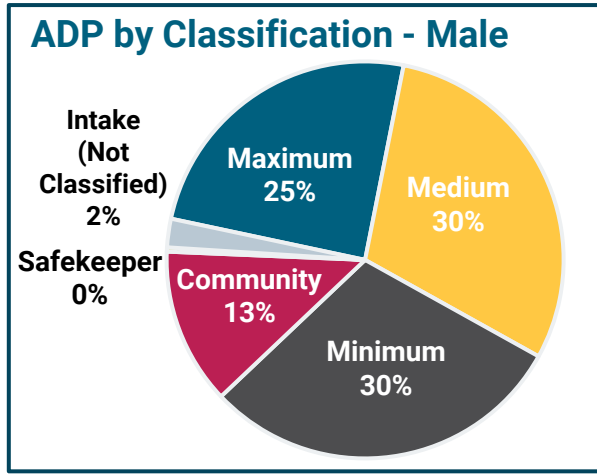
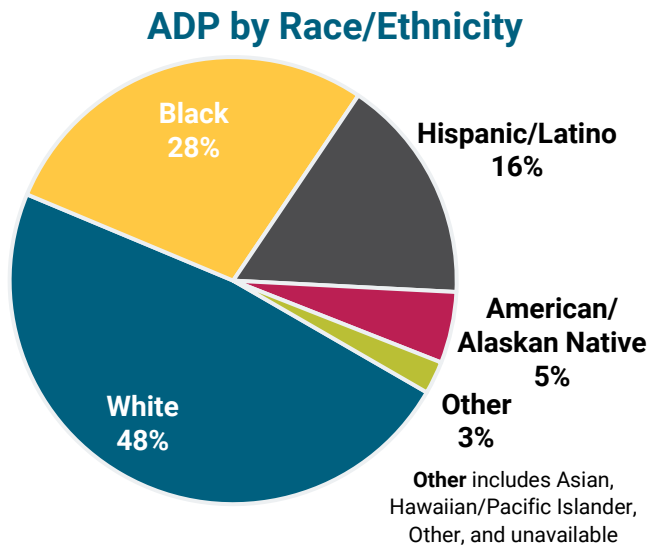


## NDCS Population and Demographics

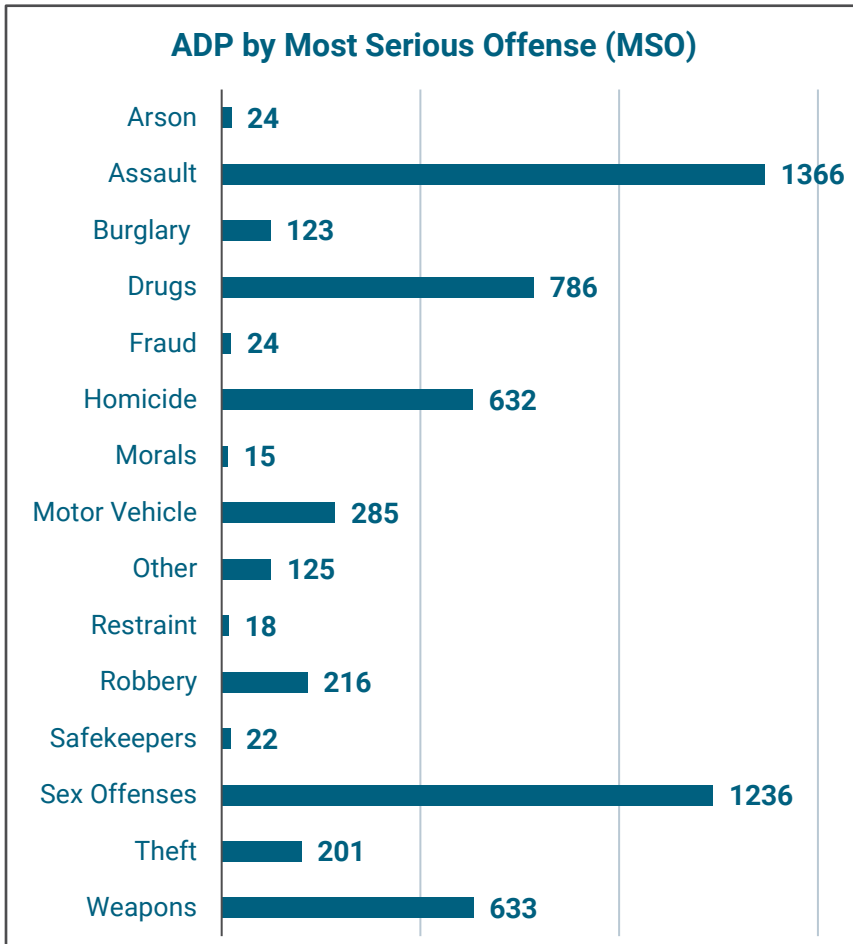
Average Daily Population (ADP) by Facility					
Facility	ADP	Operational Capacity	% of Operational Capacity	*Bed Capacity	% Bed Capacity
CCL	608	575	105%	660	88%
CCO	176	113	155%	179	97%
NCW	333	344	98%	420	78%
NCY	61	95	84%	141	49%
NSP	1372	1023	130%	1352	95%
OCC	775	495	158%	789	99%
RTC	1340	1105	126%	1250	109%
TSC	1045	1200	86%	938	111%
<b>Total</b>	<b>5711</b>	<b>5075</b>	<b>113%</b>	<b>5929</b>	<b>98%</b>

\*Bed capacity does not include: SNF, Medical/Med Observation, BIPU, NCCW MH/PM, Plan Rooms, Secure Mental Health, Subacute/Chronic Care, ISDP, and RH beds

Demographic records include **all individuals who passed through NDCS custody** during the quarter. This includes those who were not physically present at a facility during the quarter, i.e., those awaiting court dates in a non-NDCS facility or an outside hospital. Institutional information includes only those who were physically present at a facility during the quarter. Discrepancies in **Average Daily Population (ADP)** totals are due to the rounding of individual statistics.



## NDCS Population and Demographics (Continued)



**45%** of all NDCS incarcerated individuals are in **minimum security or community** facilities.

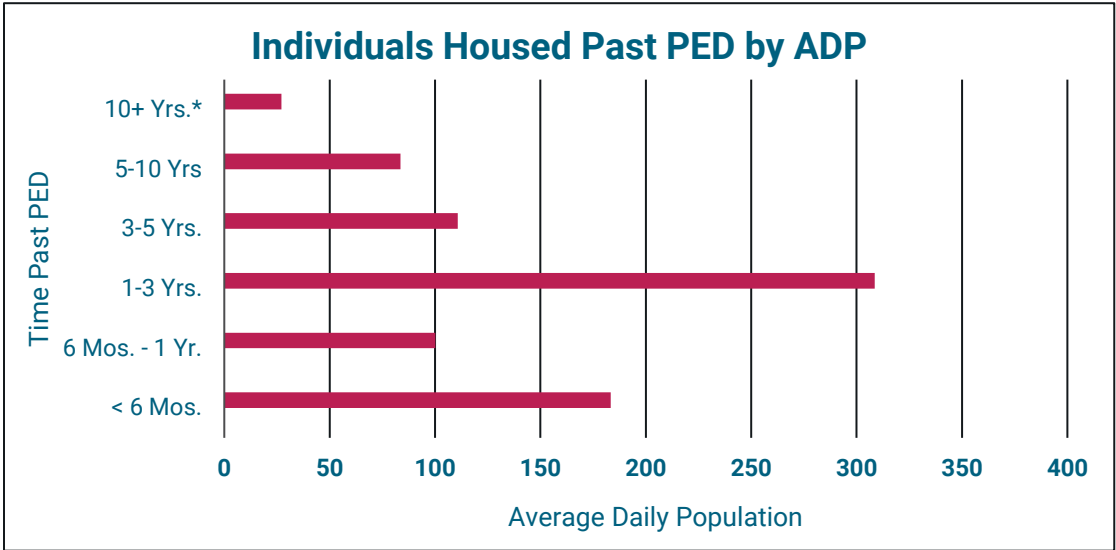
The average age is **40** years.

**60%** of all NDCS incarcerated individuals have an MSO of **Assault, Homicide, Robbery, or Sex Offenses**.

Of the 814 (ADP) individuals past their Parole Eligibility Date (PED),

**47%** have **previously paroled**.

Returned parolees **averaged 1.3 attempts** at parole.

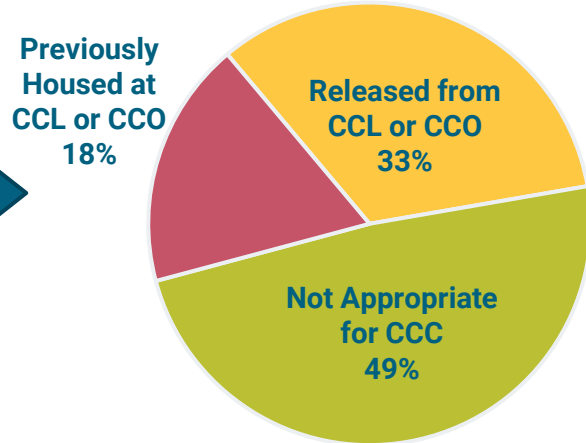


\*Includes life sentences

## Releases

NDCS community corrections facilities include Community Corrections Center – Omaha (CCO) and Community Corrections Center – Lincoln (CCL).

**Transitions Through Community Corrections Prior to Release by Type**

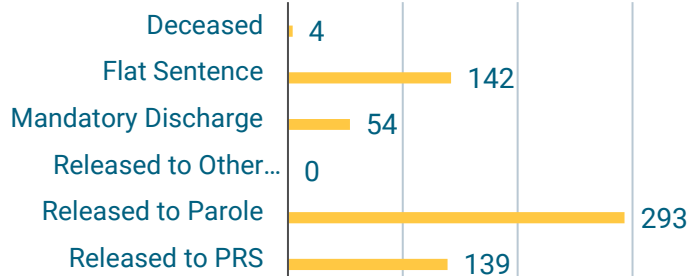


*Releasing from a community corrections center enhances successful reentry.*

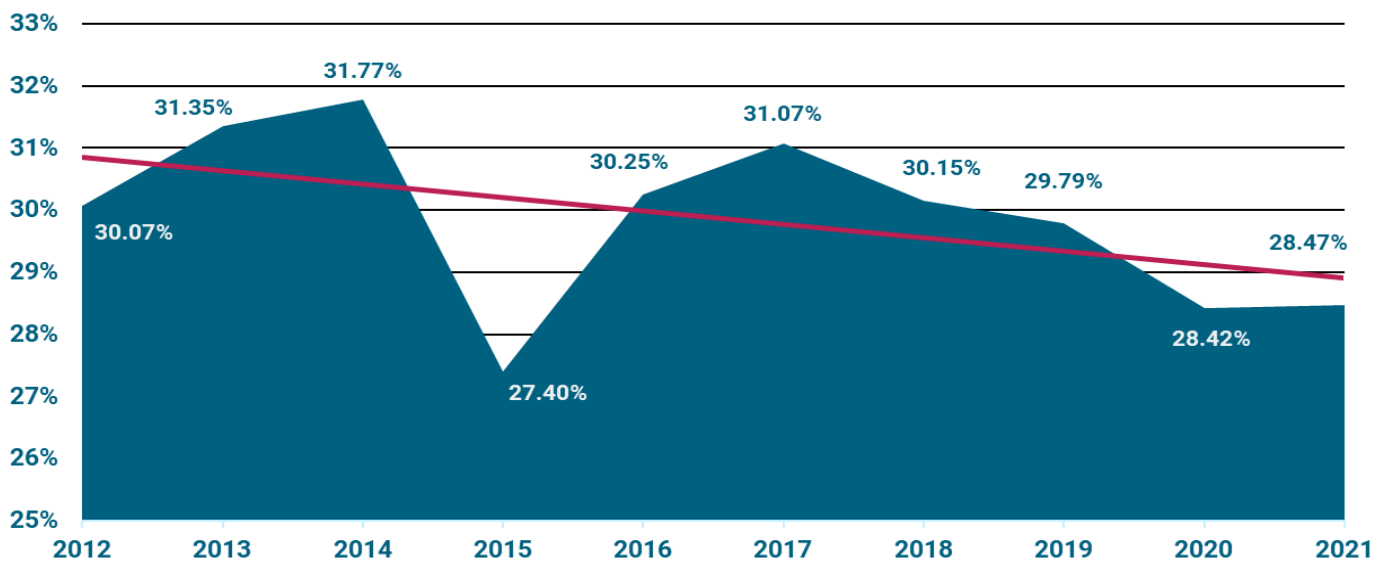
In Q3 of FY26, **322** individuals released spent time at **community corrections**.

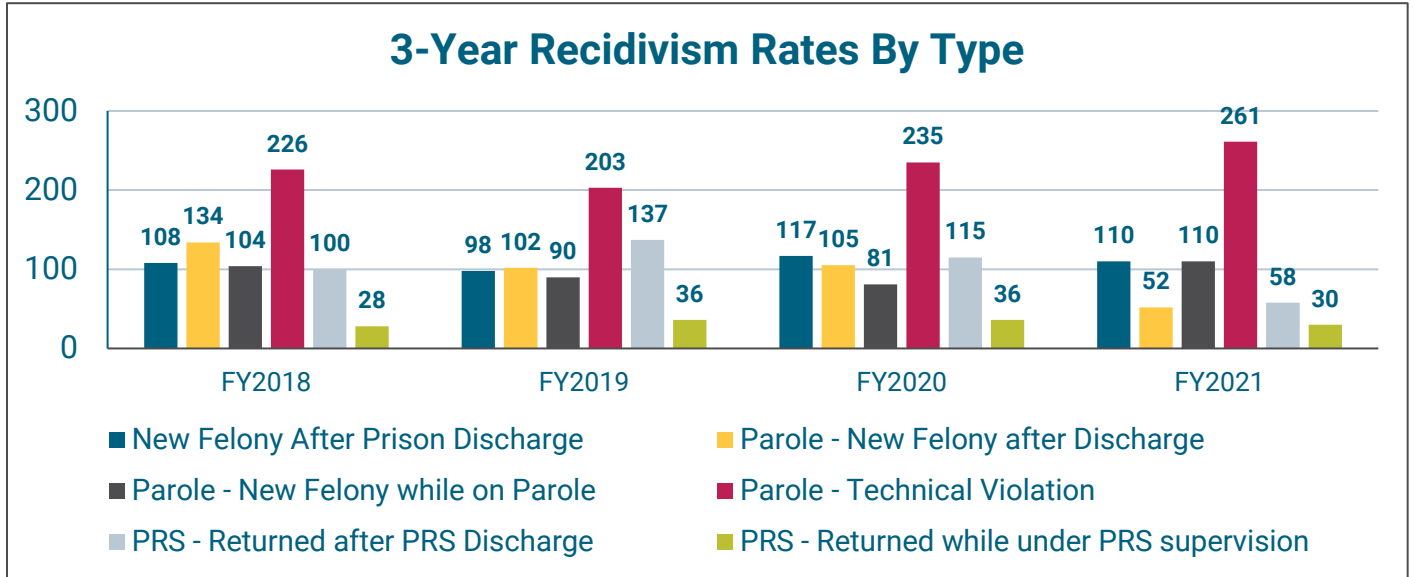
**Recidivism** is calculated based on returns to NDCS custody within three years of an individual's release. For example, a person is considered to have recidivated if they were released in FY2022 and returned within 3 years of their release date.

**Quarterly Releases**

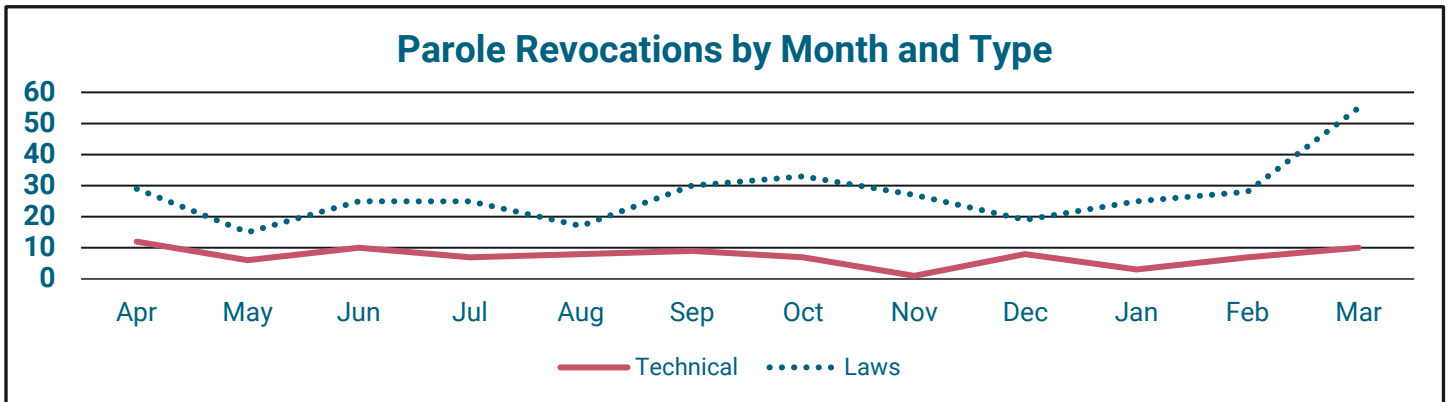


**3-Year Recidivism - Totals by Year**

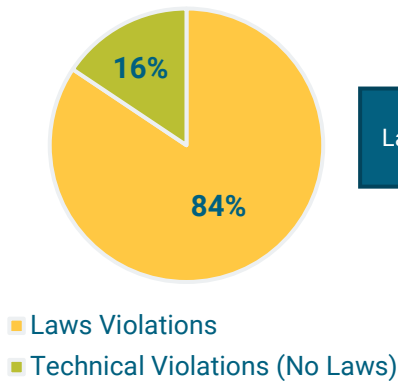




## Returns to NDCS Custody - Parole Revocations

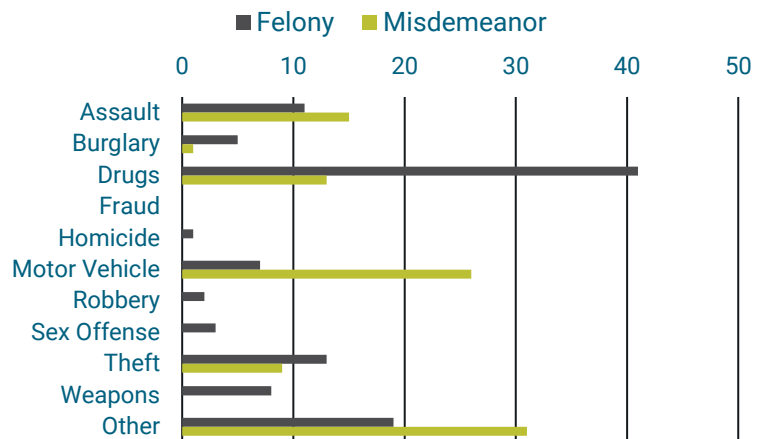


### Reasons for Revocation by Quarter



Laws Violations

### Laws Violations: Charge Type and Category\*



*Note: The total number of violations for the quarter may be greater than the total number of individuals returned on revocation during the quarter, because some individuals return on multiple violation types.*

## Clinical Treatment Programs

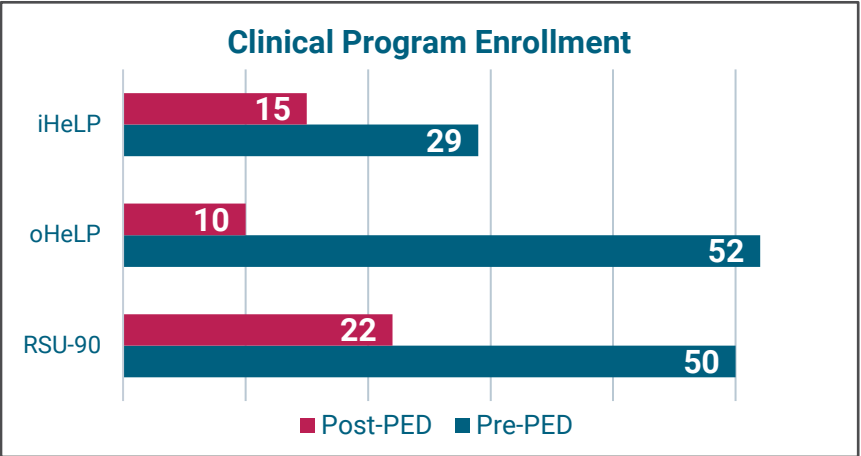
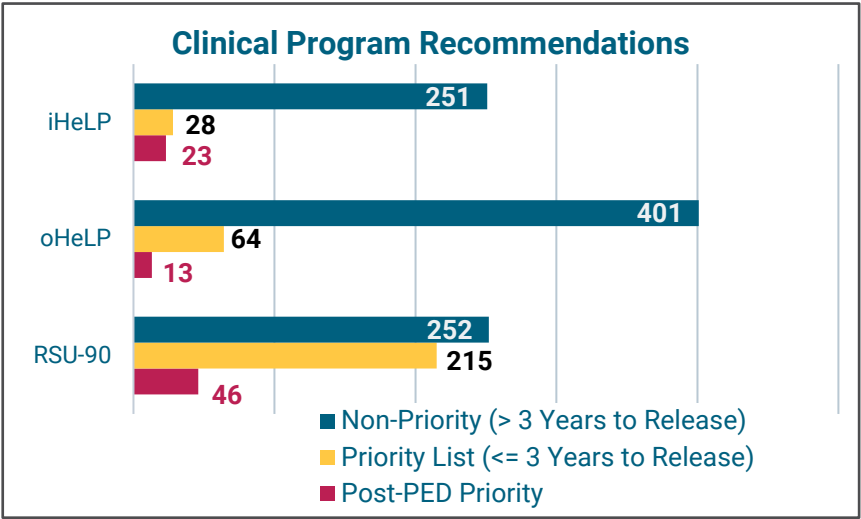
**178** individuals are currently enrolled in these 3 clinical treatment programs

**iHeLP** is a residential sexual offense-specific program lasting approximately 12-18 months

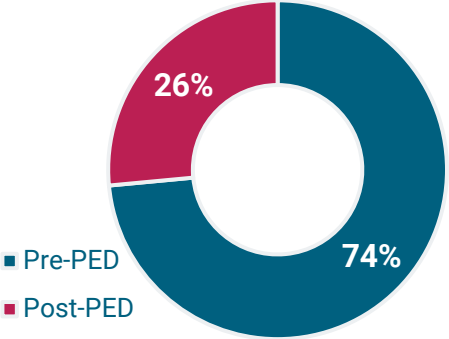
**oHeLP** is an outpatient sexual offense-specific program lasting approximately 6 months

**RSU-90** is a residential substance use treatment program lasting approximately 90 days

**38%** individuals past their PED currently **refuse** treatment



### Currently Enrolled in Clinical Treatment Programs



*Note: Date for clinical, non-clinical, and education programming is accurate as of April 1, 2026. The number of recommendations may not equal the number of individuals recommended because some individuals had more than one recommendation.*

## Clinical Treatment Programs (continued)

### Why is someone enrolled past their PED?

#### Prior Refusal

An individual's participation has been delayed due to personal choice.

#### Prior Attempt

An individual previously attempted a program, but was unsuccessful.

#### Prior Completion

An individual may be re-assigned a program after successful completion due to persisting needs.

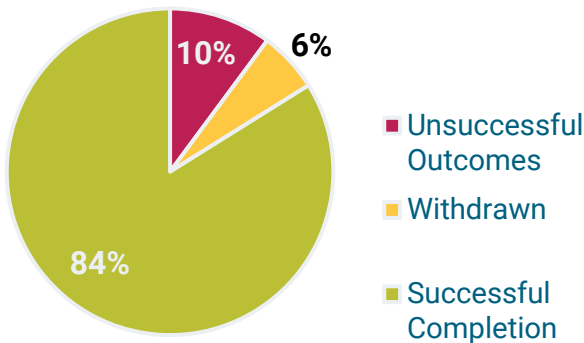
#### Updated Needs

An individual was assigned treatment later in their sentence due to institutional misconduct, parole revocations, etc.

#### Sentence Structure

An individual is not housed with NDCS long enough to complete programming.

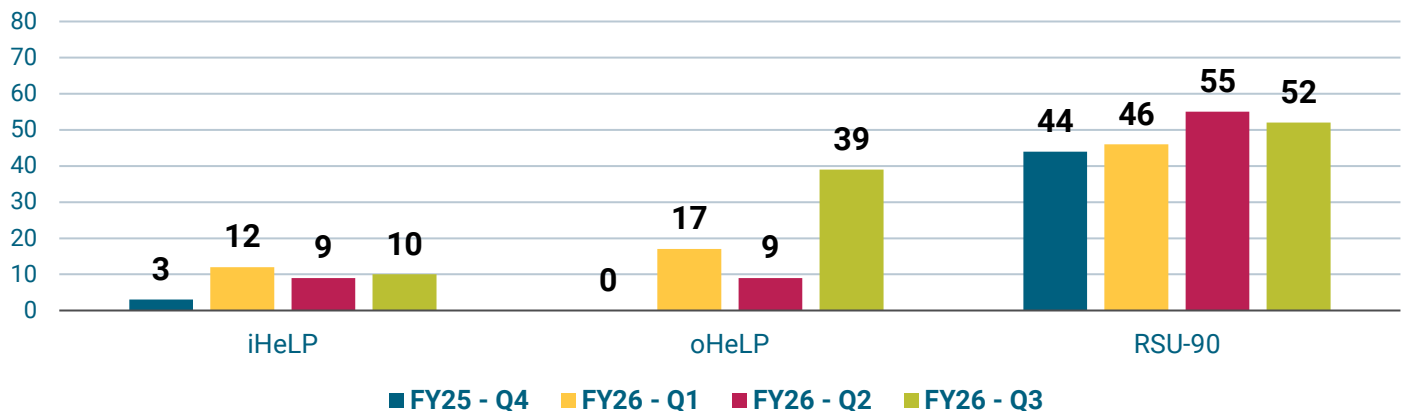
### Clinical Program Outcomes Past 12 Months



In the last 12 months, **84%** of clinical program outcomes were successful completions

In the last 12 months, **72%** of successful clinical program completions were Pre-PED

### Successful Clinical Program Completions (Last 12 Months)



Note: Date for clinical, non-clinical, and education programming is accurate as of April 1, 2026.

## 5 Keys Programs

### 5-Key Model for Reentry and Well-Being Development



*In the last 12 months, **5,115** unique individuals have successfully completed Role Induction & Focus Mapping*

### Successful 5 Key Program Completions (Last 12 months)

<b>Effective Coping Strategies</b>	<b>1451</b>
Power From Within	1543

<b>Healthy Thinking Patterns</b>	<b>1678</b>
Ideas for Better Communication	1203
Understanding and Reducing Angry Feelings	1122
Unlocking Your Thinking	1082

<b>Positive Relationships</b>	<b>1809</b>
Building Social Networks	1408
Rewarding Relationships	1459

<b>Positive Social Engagement</b>	<b>1315</b>
Healthy Lifestyles	1217
Reentry Reality	347

<b>Meaningful Work Trajectories</b>	<b>1698</b>
Now, Next, Later Programs*	6531

*\*Includes getting started/soft skills, job market essentials, interviewing/references, job retention, and managing money*

*In the last 12 months, **6,045** unique individuals successfully completed at least one 5 Key program*

***170** individuals successfully completed 7 Habits on the Inside in the last 12 months*



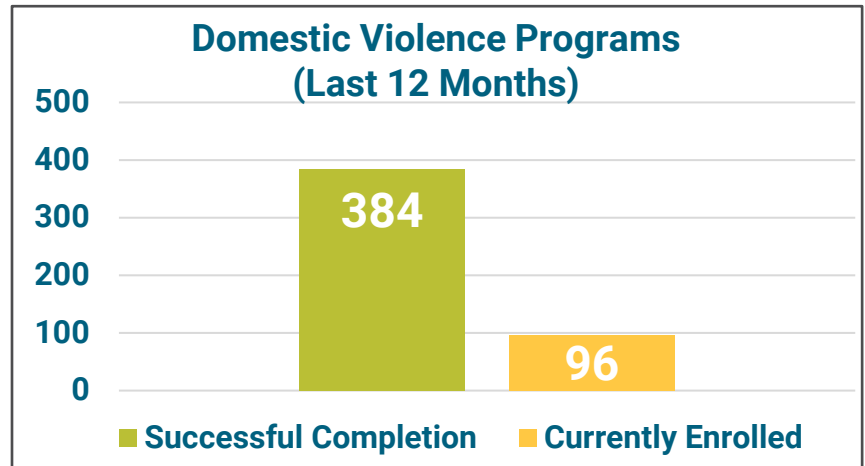
*\*Reflects the total number of incarcerated individuals trained as peer facilitators in the last 12 months*

**Note:** Date for clinical, non-clinical, and education programming is accurate as of April 1, 2026.

## Domestic Violence Programs

ACTV-NE  
ACTV-NE-Women

Choice, Change,  
Consequence



**82%** of individuals who participated in domestic violence programming in the past 12 months successfully completed their program

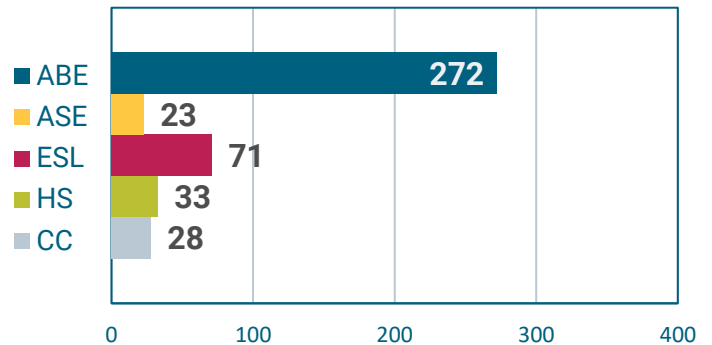
## Education Programs

NDCS offers educational opportunities and is an accredited high school. Classes not available at NDCS can be accessed through the community, correspondence courses, and educational release.

### NDCS Education

- Adult Basic Education (ABE)
- Adult Secondary Education (ASE)
- English as a Second Language (ESL)
- High School (HS)
- Correspondence Courses (CC)
- General Equivalency Diploma (GED)

### Educational Enrollment During Quarter



### Educational Completions - Past 12 Months



*Note: Date for clinical, non-clinical, and education programming is accurate as of April 1, 2026.*

## Staffing

Calendar Year-to-Date Turnover (Through March 31, 2026)			
	Turnover YTD:	Authorized FTE:	Turnover Rate:
<b>Total Turnover Rate for Protective Services:</b>	76	1589	4.78%
<b>Total Turnover Rate for Nurses:</b>	4	81	4.94%
<b>Total Turnover Rate for Education:</b>	~	~	0.0%
<b>Total Turnover Rate for Other:</b>	42	1228.5	3.42%
<b>Total Projected Annual Turnover Rate for Protective Services:</b>	~	~	14.80%
<b>Total Projected Annual Turnover Rate for RN's and LPN's:</b>	~	~	19.88%
<b>Total Projected Annual Turnover Rate for Education:</b>	~	~	0.00%
<b>Total Projected Annual Turnover Rate Other:</b>	~	~	13.30%
<b>Total Agency Turnover Rate:</b>	122	2898.5	4.21%
<b>Total Projected Agency Turnover Rate:</b>	~	~	14.19%

Behavioral Health Staffing Vacancies										
Facility	Behavioral Health Practitioner	Behavioral Health Practitioner Supervisor	Clinical Program Manager	Psychologist/ Psychology Supervisor	Psychology Director	Psychiatrist/ Psychiatry Director	Nurse Practitioner	Licensed Practical Nurse	Registered Nurse/Nurse Supervisor	Nursing Director
CCL	1	0	0	0	0	0	0	0	0	0
CCO	1	0	0	0	0	0	0	0	0	0
CO	0	0	0	0	0	0	0	0	0	0
NCW	5	0	0	2	0	0	0	3	4	0
NCYF	0	0	0	1	0	0	0	0	0	0
NSP	2	0	0	3	0	0	0	0	1	0
OCC	5	1	0	1	0	0	1	0	0	1
RTC	16	3	2	2	0	0	1	1	7	0
TSCI	8	0	0	3	0	0	0	1	1	0
WEC	2	0	0	0	0	0	0	0	6	0
<b>Grand Total</b>	<b>40</b>	<b>4</b>	<b>2</b>	<b>12</b>	<b>0</b>	<b>0</b>	<b>2</b>	<b>5</b>	<b>19</b>	<b>1</b>

**Behavioral Health** includes team members who serve the NDCS population in a physical or mental health capacity.

For questions or concerns regarding this report, please contact the NDCS Research Division at [dcs.research@nebraska.gov](mailto:dcs.research@nebraska.gov).