

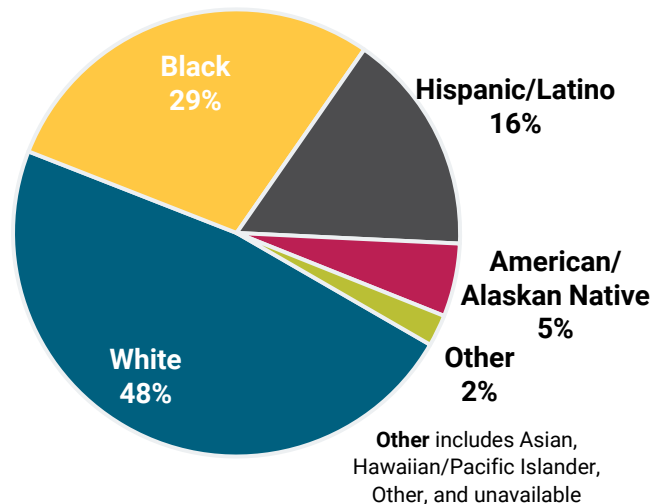
## NDCS Population and Demographics

Average Daily Population (ADP) by Facility					
Facility	ADP	Operational Capacity	% of Operational Capacity	Design Capacity	% of Design Capacity
CCC-L	591	575	102.83%	460	128.54%
CCC-O	173	113	153.35%	90	192.54%
NCCW	334	344	97.09%	275	121.45%
NCYF	72	95	75.70%	76	94.62%
NSP	1298	1023	126.91%	818	158.71%
OCC	789	495	159.35%	396	199.19%
RTC	1300	1105	117.68%	884	147.09%
TSCI	1035	1200	86.27%	960	107.84%
WEC	191	125	152.51%	100	190.64%
Total	5784	5075	113.97%	4059	142.49%

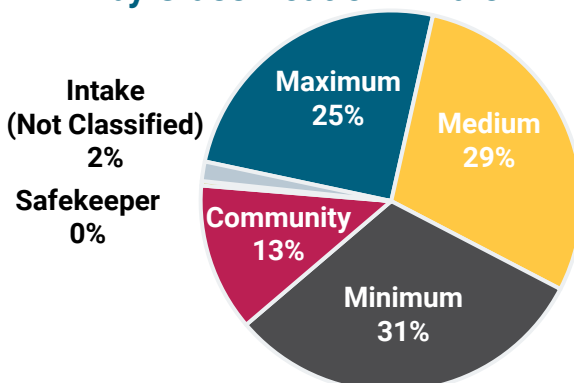
Demographic records include ***all individuals who passed through NDCS custody*** during the quarter.

This includes those who were not physically present at a facility during the quarter, i.e., those awaiting court dates in a non-NDCS facility or in an outside hospital. Institutional information includes only those who were physically present at a facility during the quarter. Discrepancies in **Average Daily Population (ADP)** totals are due to the rounding of individual statistics.

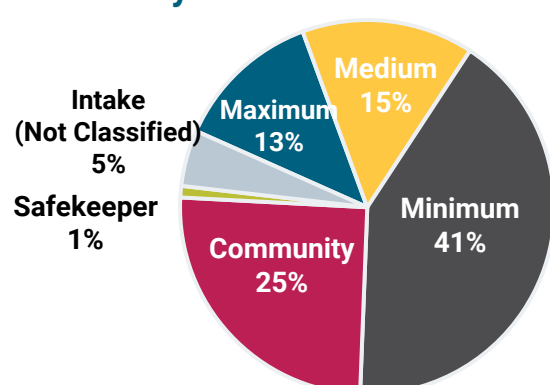
ADP by Race/Ethnicity




ADP by Classification - Male



ADP by Classification - Female



## NDCS Population and Demographics (Continued)



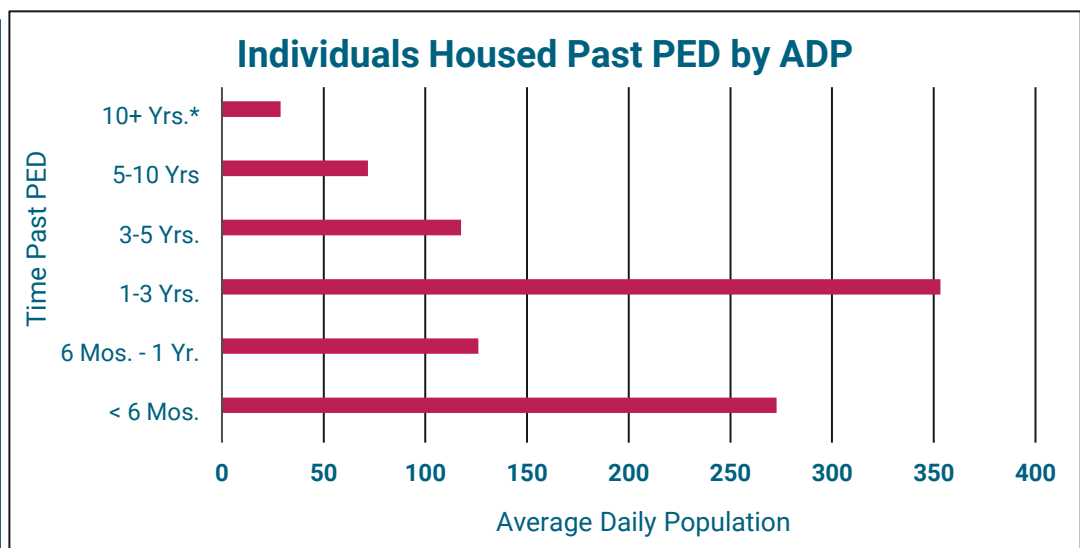
**45%** of all NDCS incarcerated individuals are in **minimum security or community** facilities.

The **average age** is **39** years.

**60%** of all NDCS incarcerated individuals have an MSO of **Assault, Homicide, Robbery, or Sex Offenses.**

Of the 970 (ADP) individuals past their Parole Eligibility Date (PED),

**36%** have **previously paroled.** Returned parolees **averaged 1.3 attempts** at parole.



\*Includes life sentences

## Releases

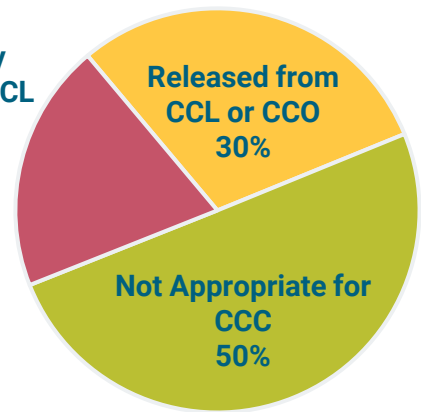
NDCS community corrections facilities include Community Corrections Center – Omaha (CCC-O) and Community Corrections Center – Lincoln (CCC-L).

Releasing from a community corrections center enhances successful reentry.

In Q4 of FY25, **338** individuals released spent time at **community corrections**.

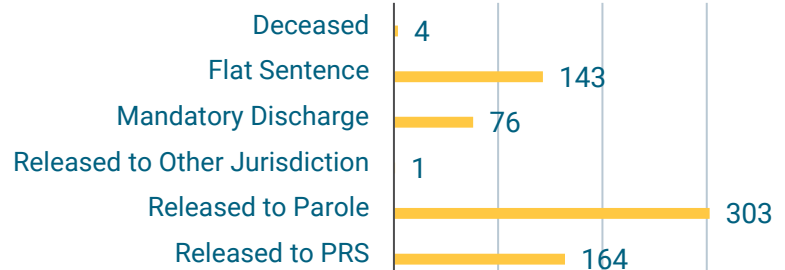
### Transitions Through Community Corrections Prior to Release by Type

Previously Housed at CCL or CCO  
20%

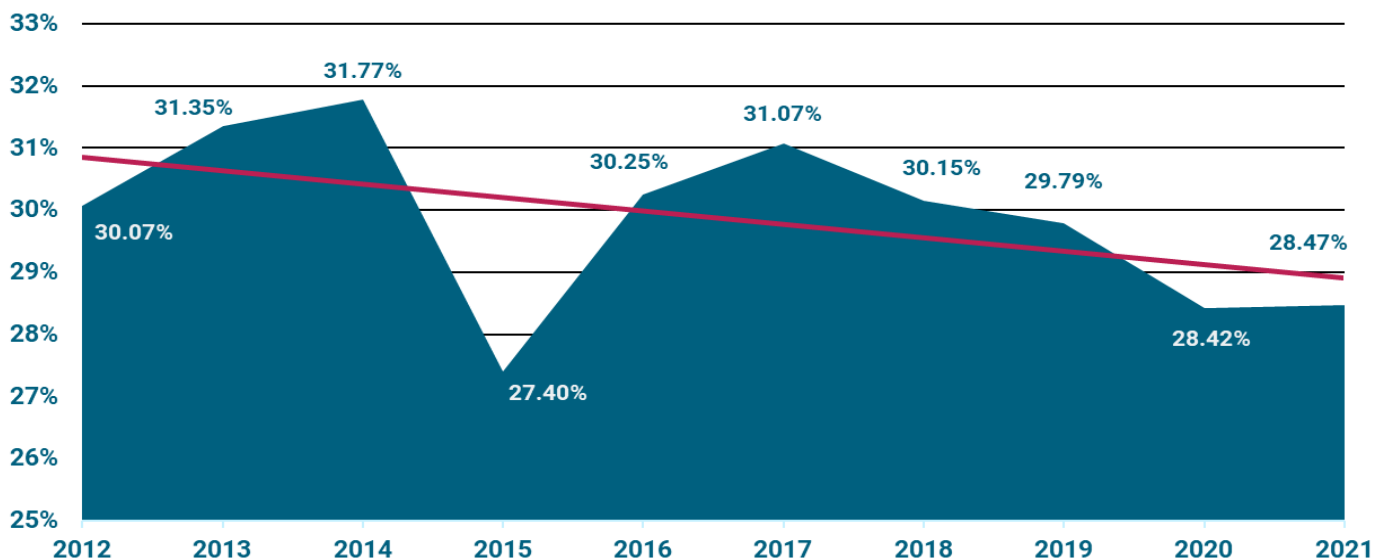


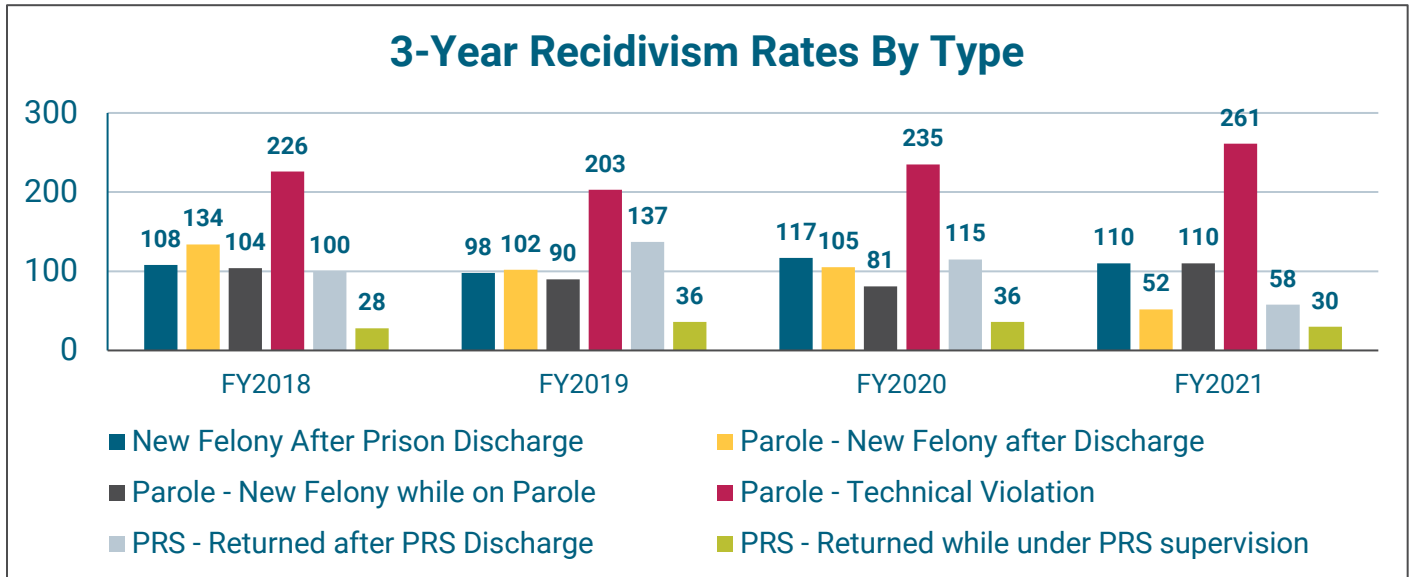
**Recidivism** is calculated based on returns to NDCS custody within three years of an individual's release. For example, a person is considered to have recidivated if they were released in FY2022 and returned any time between then and the end of FY2025.

### Quarterly Releases

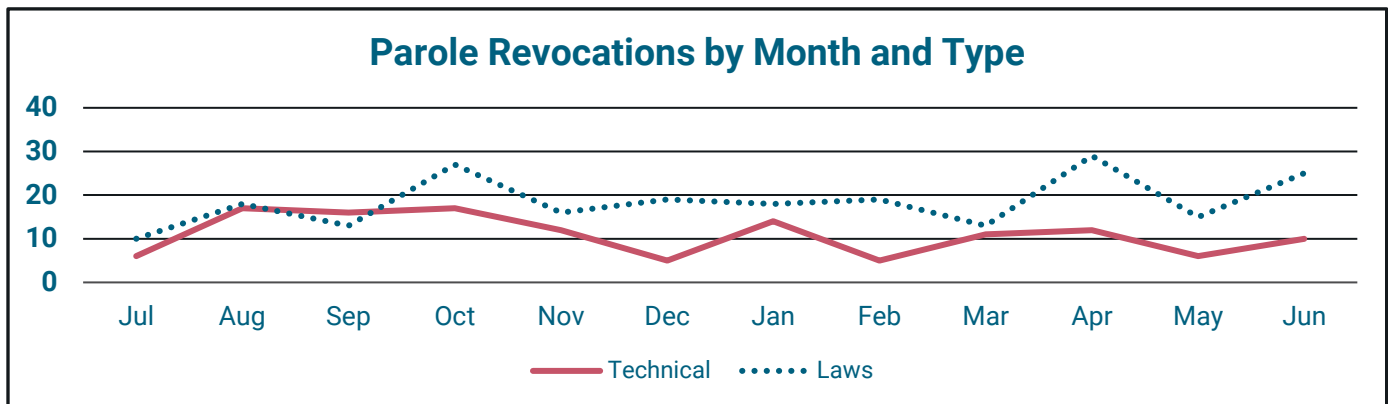


### 3-Year Recidivism - Totals by Year

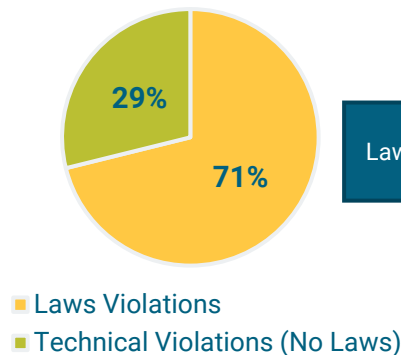




## Returns to NDCS Custody - Parole Revocations

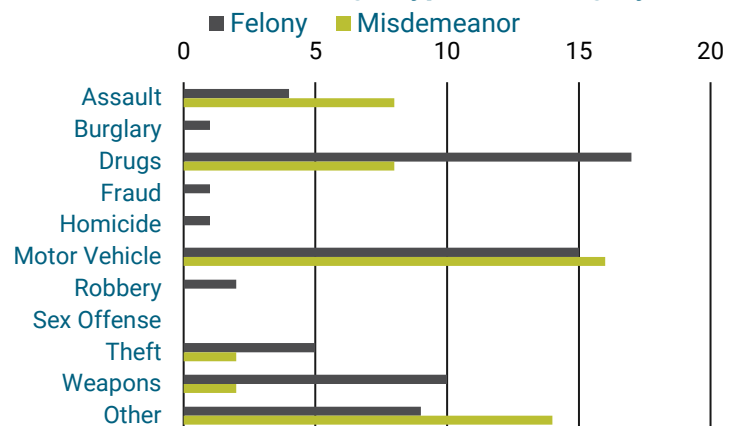


### Reasons for Revocation by Quarter



Laws Violations

### Laws Violations: Charge Type and Category\*



**Note:** The total number of violations for the quarter may be greater than the total number of individuals returned on revocation during the quarter, because some individuals return on multiple violation types.

## Clinical Treatment Programs

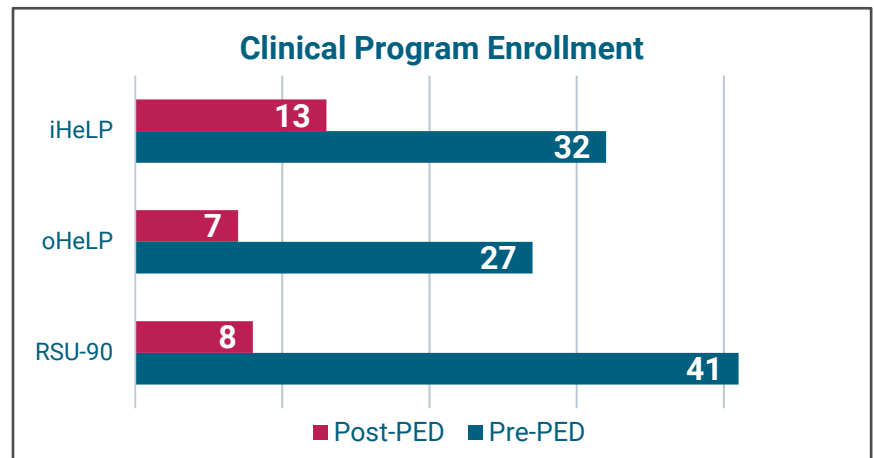
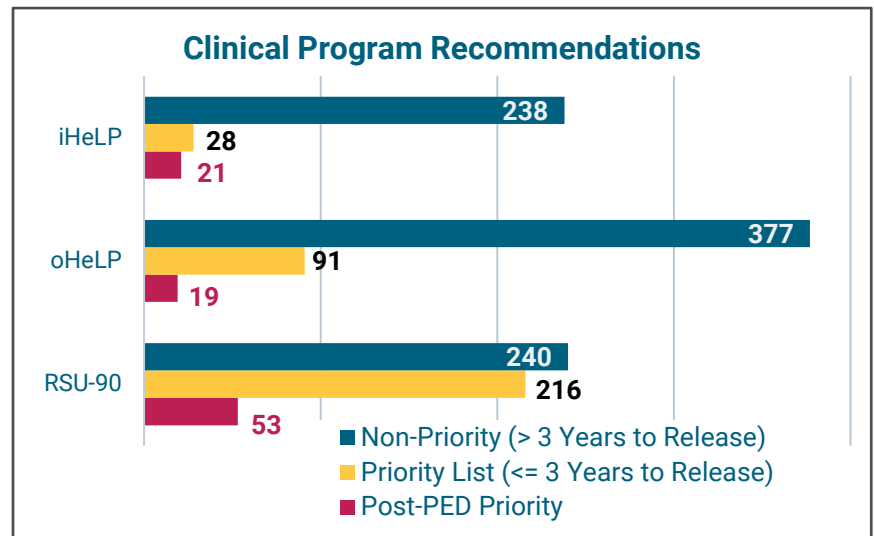
**128** individuals are currently enrolled in these 3 clinical treatment programs

**iHeLP** is a residential sexual offense-specific program lasting approximately 12-18 months

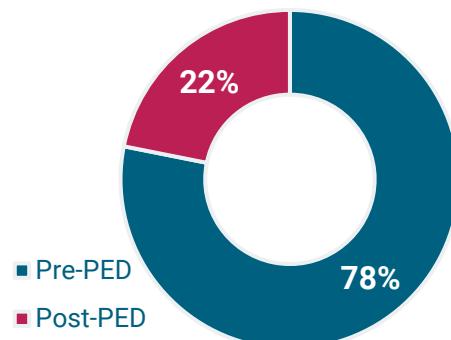
**oHeLP** is an outpatient sexual offense-specific program lasting approximately 6 months

**RSU-90** is a residential substance use treatment program lasting approximately 90 days

**24%** individuals past their PED currently **refuse** treatment



### Currently Enrolled in Clinical Treatment Programs



**Note:** Date for clinical, non-clinical, and education programming is accurate as of July 1, 2025. The number of recommendations may not equal the number of individuals recommended because some individuals had more than one recommendation.

## Clinical Treatment Programs (continued)

### Why is someone enrolled past their PED?

#### Prior Refusal

An individual's participation has been delayed due to personal choice.

#### Prior Attempt

An individual previously attempted a program, but was unsuccessful.

#### Prior Completion

An individual may be re-assigned a program after successful completion due to persisting needs.

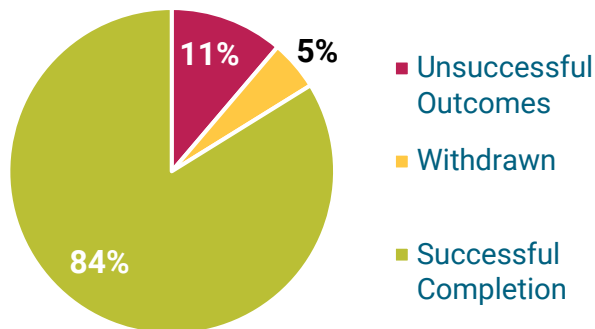
#### Updated Needs

An individual was assigned treatment later in their sentence due to institutional misconduct, parole revocations, etc.

#### Sentence Structure

An individual is not housed with NDCS long enough to complete programming.

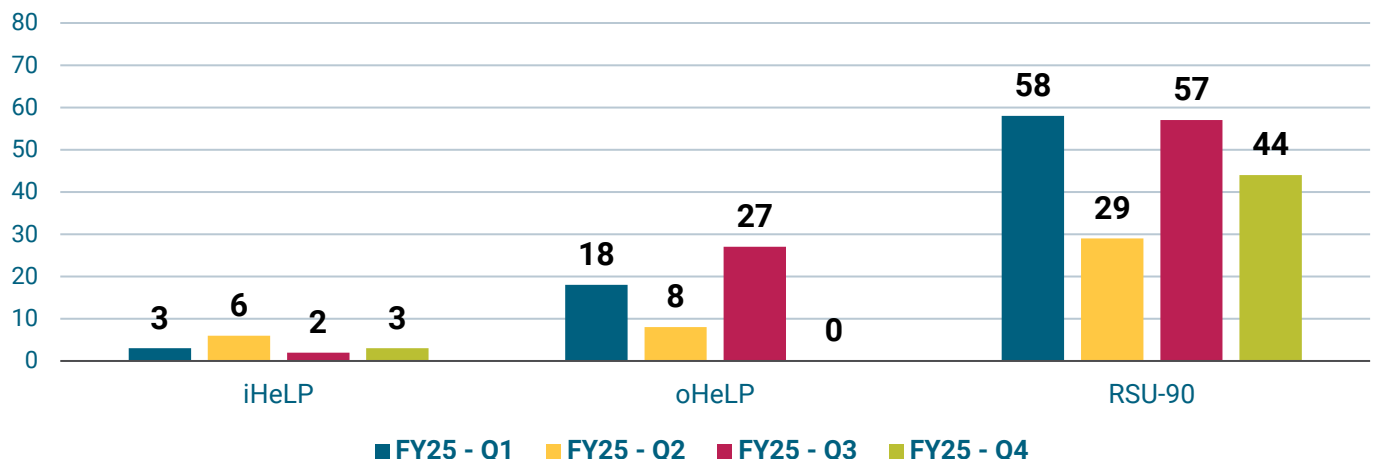
### Clinical Program Outcomes Past 12 Months



In the last 12 months, **84%** of clinical program outcomes were successful completions

In the last 12 months, **68%** of successful clinical program completions were Pre-PED

### Successful Clinical Program Completions (Last 12 Months)



**Note:** Date for clinical, non-clinical, and education programming is accurate as of July 1, 2025.

## 5 Keys Programs

### 5-Key Model for Reentry and Well-Being Development



*In the last 12 months, **3,848** unique individuals have successfully completed Role Induction & Focus Mapping*

### Successful 5 Key Program Completions (Last 12 months)

<b>Effective Coping Strategies</b>	<b>691</b>
Power From Within	691

<b>Healthy Thinking Patterns</b>	<b>2871</b>
Ideas for Better Communication	918
Understanding and Reducing Angry Feelings	1030
Unlocking Your Thinking	923

<b>Positive Relationships</b>	<b>1219</b>
Building Social Networks	652
Rewarding Relationships	567

<b>Positive Social Engagement</b>	<b>337</b>
Healthy Lifestyles	234
Reentry Reality	103

<b>Meaningful Work Trajectories</b>	<b>1796</b>
Now, Next, Later Programs*	1796

*\*Includes getting started/soft skills, job market essentials, interviewing/references, job retention, and managing money*

*In the last 12 months, **4,520** unique individuals successfully completed at least one 5 Key program*

***260** individuals successfully completed 7 Habits on the Inside in the last 12 months*

### Peer Facilitators Trained\*

**5 KEYS  
FACILITATORS**

**169**

**7 HABITS  
FACILITATORS**

**63**

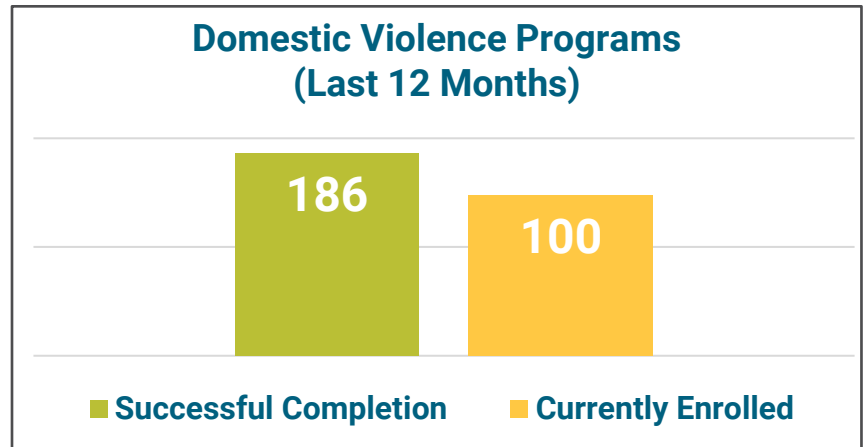
*\*Reflects the total number of incarcerated individuals trained as peer facilitators for the identified program*

**Note:** Date for clinical, non-clinical, and education programming is accurate as of April 1, 2025.

## Domestic Violence Programs

ACTV-NE

Choice, Change,  
Consequence



**74%** of individuals who participated in domestic violence programming successfully completed their program

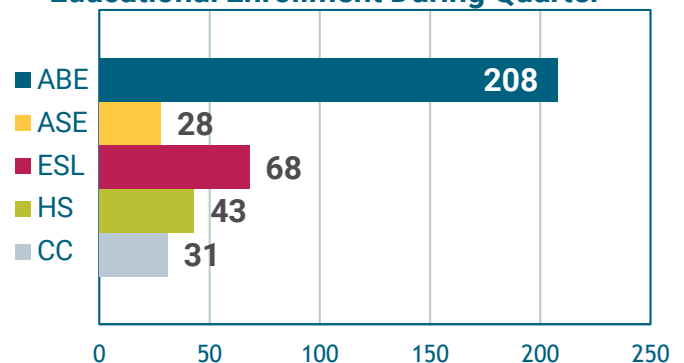
## Education Programs

NDCS offers educational opportunities and is an accredited high school. Classes not available at NDCS can be accessed through the community, correspondence courses, and educational release.

### NDCS Education

- Adult Basic Education (ABE)
- Adult Secondary Education (ASE)
- English as a Second Language (ESL)
- High School (HS)
- Correspondence Courses (CC)
- General Equivalency Diploma (GED)

### Educational Enrollment During Quarter



### Educational Completions - Past 12 Months



**Note:** Date for clinical, non-clinical, and education programming is accurate as of April 1, 2025.



## Staffing

Calendar Year-to-Date Turnover (Through June 30, 2025)			
	Turnover YTD:	Authorized FTE:	Turnover Rate:
Total Turnover Rate for Protective Services:	136	1486.5	9.15%
Total Turnover Rate for Nurses:	6	80.5	7.45%
Total Turnover Rate for Education:	1	24	4.17%
Total Turnover Rate for Other:	75	1142.5	6.56%
Total Projected Annual Turnover Rate for Protective Services:	~	~	18.30%
Total Projected Annual Turnover Rate for RN's and LPN's:	~	~	14.91%
Total Projected Annual Turnover Rate for Education:	~	~	8.33%
Total Projected Annual Turnover Rate Other:	~	~	13.13%
Total Agency Turnover Rate:	218	2733.5	7.98%
Total Projected Agency Turnover Rate:	~	~	15.95%

Behavioral Health Staffing Vacancies										
Facility	Behavioral Health Practitioner	Behavioral Health Practitioner Supervisor	Clinical Program Manager	Psychologist/ Psychology Supervisor	Psychology Director	Psychiatrist/ Psychiatry Director	Nurse Practitioner	Licensed Practical Nurse	Registered Nurse/Nurse Supervisor	Nursing Director
CCL	3	0	0	0	0	0	0	0	0	0
CCO	0	0	0	0	0	0	0	0	0	0
CO	0	0	0	0	0	0	0	0	0	0
NCW	5	0	0	2	0	0	0	2	2	0
NCYF	1	0	0	1	0	0	0	0	0	0
NSP	3	0	0	4	0	0	1	0	2	0
OCC	4	1	0	1	0	0	0	1	1	1
RTC	14	1	1	2	0	1	1	1	1	0
TSCI	9	0	1	3	0	0	0	1	1	0
WEC	2	1	0	0	0	0	0	0	0	0
<b>Grand Total</b>	<b>41</b>	<b>3</b>	<b>2</b>	<b>13</b>	<b>0</b>	<b>1</b>	<b>2</b>	<b>5</b>	<b>7</b>	<b>1</b>

**Behavioral Health** includes individuals who serve the NDCS population in a physical or mental health capacity.

For questions or concerns regarding this report, please contact the NDCS Research Division at [dc.s.research@nebraska.gov](mailto:dc.s.research@nebraska.gov).